

2017-18 Game Notes

MISSOURI STATE

Rick Kindhart
Director of Athletics Communications
 Office: (417) 836-4585
 Cell: (417) 849-5865
 Email: RKindhart@MissouriState.edu

2017-18 BEARS SCHEDULE

October

Sat. 21 at Kansas State (Exh.) L 62-78

November (6-2)

Wed. 1 Southwest Baptist (Exh.) W 83-56
 Fri. 10 at Western Kentucky W 85-80
 Wed. 15 Southern University (ESPN3^*) W 86-58
 Fri. 17 North Dakota State (ESPN3^*) L 54-57
 Mon. 20 vs. Georgia Southern# L 73-74
 Tue. 21 vs. Manhattan# W 69-65
 Wed. 22 vs. FAU# W 71-60
 Fri. 24 Evangel (ESPN3^*) W 80-48
 Tue. 28 Colorado State% (ESPN3) W 77-67

December (6-1)

Sat. 2 vs. South Dakota State& (KOZL) W 73-53
 Mon. 4 at North Dakota State (KOZL) W 71-58
 Fri. 8 Hampton (ESPN3^*) W 88-75
 Sun. 10 at Oral Roberts (KOZL) L 66-73
 Tue. 19 Wright State (ESPN3^*) W 66-50
 Fri. 22 Loyola Chicago* (FS Midwest) W 64-59
 Sun. 31 at Valparaiso* (KOZL) W 67-50

January (3-4)

Thu. 4 Northern Iowa* (CBSSN) W 62-55
 Sun. 7 at Illinois State* (CBSSN) L 68-72
 Wed. 10 at Evansville* (KOZL) L 55-64
 Sun. 14 Indiana State* (KOZL) W 76-73
 Wed. 17 Valparaiso* (ESPN3) W 64-57
 Sat. 20 at Drake* (FS Midwest) L 58-61
 Tue. 23 at Bradley* (KOZL) L 52-72
 Sat. 27 Southern Illinois* (ESPNU) 5:00 p.m.
 Tue. 30 Illinois State* (ESPN3) 7:00 p.m.

February (0-0)

Sat. 3 at Loyola Chicago* (CBSSN) 1:00 p.m.
 Tue. 6 at Indiana State* (FS Midwest) 6:00 p.m.
 Sat. 10 Evansville* (ESPN3^*) 2:00 p.m.
 Wed. 14 at Southern Illinois* (FS Midwest) 7:00 p.m.
 Sun. 18 Drake* (ESPNU) 3:00 p.m.
 Wed. 21 Bradley* (FS Midwest) 7:00 p.m.
 Sat. 24 at Northern Iowa* (ESPN2 or CBSSN) 1 or 3

March (0-0)

Thu. 1-
 Sun. 4 MVC Tournament, St. Louis TBA

Home games played at JQH Arena; * Missouri Valley Conference game (5-3)
 @ Gulf Coast Showcase, Estero, Fla. (2-1, 5th); & Sanford Pentago, Sioux Falls, S.D.
 % Mountain West-Missouri Valley Challenge (campus sites) (1-0)
 \$ State Farm MVC Tournament, Scottrade Center - St. Louis

COACHING STAFF

Head Coach Paul Lusk
 Alma Mater Southern Illinois, 1995
 Record at Missouri State 103-113 (7th season)
 Career Record 105-136 (8th season)
 Associate Head Coach Corey Gipson (3rd season)
 Alma Mater Austin Peay, 2004
 Assistant Coach Matt Sligh (3rd season)
 Alma Mater Covenant (Ga.) College, 2012
 Assistant Coach Keith Pickens (2nd season)
 Alma Mater Missouri State, 2013
 Basketball Operations Cody Seidel
 Alma Mater Missouri State, 2012
 Strength & Conditioning Coach Brice Cox
 Athletic Trainer Tyler Landgraf



GAME 23

MISSOURI STATE VS. SOUTHERN ILLINOIS



Missouri State BEARS	Southern Illinois SALUKIS
15-7 (5-4 MVC)	13-9 (5-4 MVC)

DATE: Saturday, Jan. 27, 2018
 5:00 p.m. (Central)
LOCATION: JQH Arena (11,000), Springfield, Mo.
SERIES: Southern Illinois leads, 45-27
 Last Meeting: SIU 85, MSU 84 (ot) (1/28/17)
TV: ESPNU
 (Chuckie Kempf, Dino Gaudio)
RADIO: KTXR 101.3 FM | MSU Bears Radio Network
 (Art Hains, Mike Keltner)
LIVE STATS: MissouriStateBears.com
TICKETS: MissouriStateBears.com | (417) 836-7678



FOLLOW THE BEARS

[@MSUBearsHoops](#) [MissouriStateBears.com](#)
[/MissouriStBears](#) [MVC-Sports.com](#)
[/MissouriStBears](#) [#MSUBears](#) | [#MVCHoops](#)

THE TEN COUNT

- Both teams will be participating in the NABC's annual Suits and Sneakers event as part of today's game. The week unites coaches across the country to raise funds and awareness about the fight against cancer and promotes the American Cancer Society as a source of inspiration and hope for those in the fight against cancer. #SuitsAndSneakers
- Obediah Church** (Jr., Springfield, Ill.) is just 1 blocked shot away from matching Danny Moore (1996-99) for the top spot on MSU's career block list. Church leads the MVC with 2.0 blocks per game and has 166 career rejections.
- Bears' head coach **Paul Lusk** scored 1,610 points as a player at Southern Illinois from 1992-95 and played in three NCAA Tournaments for the Salukis. He also served as an assistant coach at SIU for the 2003-04 season. Other former Saluki players who have recently served at Missouri State include assistant coaches Brad Korn (1999-2004), Derrick Tilton (1997-2000), Kent Williams (1999-2003) and Kyle Smith (2004-06). Current SIU head coach Barry Hinson was 169-117 (.591) in 9 seasons (1999-2008) as head coach of the Bears.
- The Bears are averaging 40.3 rebounds per game, the team's best of its Division I era (since 1982-83) and most since 1979-80 (43.8). The club's best carom average of the DI era is 39.0 in 1995-96.
- Ronnie Rousseau III** (Sr., Cincinnati, Ohio) is coming off team highs with 10 points and 4 assists at Bradley. It was Rousseau's fourth consecutive start and just his second double-figure scoring effort in Valley play (16 at Illinois St.).
- Jarrid Rhodes** (Sr., Palmetto, Fla.) has knocked down a 3-pointer in 8 of 9 conferences and has multiple treys in 5 of those. In league play, he is 19-of-43 (.442) from long range with 2.1 threes per game, which ranks 5th in the MVC.
- Jarred Dixon** (Jr., Kansas City, Mo.) eclipsed 700 career points in Tuesday's game at Bradley. He now ranks 74th in program history in scoring and would move up seven spots on that list with his next 20 points. Teammate **Alize Johnson** (814 points) ranks 44th in career scoring. His next 20 points would push him up to No. 39.
- Missouri State is a statistical anomaly when it comes to turnovers. The Bears lead the MVC in fewest turnovers (12.18 per game), but rank last in the Valley in turnover margin (-1.7). MSU opponents are averaging just 10.5 turns per game, which would rank a team in the top 10 in the nation. The Bears collect just 4.9 steals per game (10th in MVC).
- In its last four losses, Missouri State has averaged just 10 free throw attempts per game, but shooting .700 at the line.
- Alize Johnson** (Sr., Williamsport, Pa.) continues to lead the MVC in rebounding for the second year in a row and ranks 5th nationally with 11.5 boards per game. His 8.32 defensive rebounds per game leads all Division I players.

MAROON FIVE



Ronnie Rousseau G, 5-10, 163, Sr. Cincinnati, Ohio	Jarred Dixon G, 6-4, 171, Jr. Kansas City, Mo.	Jarrid Rhodes F, 6-6, 185, Sr. Palmetto, Fla.	Alize Johnson F, 6-9, 203, Sr. Williamsport, Pa.	Obediah Church F, 6-7, 225, Jr. Springfield, Ill.
G-GS PPG RPG APG 3FG	G-GS PPG RPG APG 3FG	G-GS PPG RPG APG 3FG	G-GS PPG RPG APG 3FG	G-GS PPG RPG APG 3FG
20-10 6.2 1.7 1.9 17	22-16 8.0 2.6 2.4 16	22-22 9.1 4.2 1.4 42	22-22 14.9 11.5 2.1 27	21-20 6.4 5.1 1.0 42

2017-18 Alphabetical Roster

No.	Name	Pos.	Ht. ¹	Wt. ¹	Yr.	Birthdate
34	Tanveer Bhullar Etobicoke, Ontario (Fr. Henry Carr Secondary Crusaders) Coach Rob Fulford +	C	7-2	278	Sr.	2/23/95
3	James Byrd Kansas City, Mo. (Park Hill South Panthers) Coach Dan Parra +	G	6-1	185	Jr.	11/25/96
5	Obediah Church** Springfield, Ill. (Springfield High Senators) Coach Matt Reed	F	6-7	225	Jr.	3/17/97
11	Jarred Dixon** Kansas City, Mo. (Lee's Summit West High Titans) Coach Michael Schieber	G	6-4	171	Jr.	11/8/96
0	Abdul Fofana Bobo Dioulasso, Burkina Faso (St. Exupery French Secondary School) +	F	6-7	207	So.	7/11/96
24	Alize Johnson* Williamsport, Pa. (St. John Neumann High Golden Knights) Coach Pete Petcavage+	F	6-9	203	Sr.	4/22/96
20	Ryan Kreklow** Columbia, Mo. (Rock Bridge High Bruins) Coach Jim Scanlon	G	6-4	186	Jr.	10/22/96
1	Mustafa Lawrence Newark, N.J. (Essex County Vocational High Terriers) Coach Joe Jordan	G	6-0	186	Fr.	11/21/96
23	J.T. Miller Clinton, N.C. (Mt. Zion Academy Warriors) Coach Tony Barnett +	G	6-3	190	Sr.	2/22/94
21	Ross Owens Woodlawn, Ill. (Woodlawn High Cardinals) Coach Shane Witzel	G	6-4	191	So.	6/22/98
15	Jarrid Rhodes* Palmetto, Fla. (Palmetto High Tigers) Coach Reggie Bellamy +	F	6-6	185	Sr.	10/15/95
35	Jared Ridder Springfield, Mo. (Kickapoo High Chiefs) Coach Dick Rippee +	F	6-8	215	Fr.	8/31/98
14	Ronnie Rousseau III Cincinnati, Ohio (Winton Woods High Warriors) Coach Donnie Gillespie	G	5-10	163	Sr.	10/14/95
25	Darian Scott Las Vegas, Nev. (Centennial High Bulldogs) Coach Noah Hartssock	C	6-11	200	Fr.	1/15/99
2	Reggie Scurry Atlanta, Ga. (North Clayton High Mavericks) Coach Martisse Troup +	F	6-5	213	Jr.	12/27/96
13	Greg Williams Houston, Texas (Home School) Coach Harry Williams	G	6-6	180	RFr.	4/1/97

* Number of letters earned at Missouri State ¹ Official heights and weights will be taken in game shoes (6/15/17)

Head Coach: Paul Lusk (Southern Illinois, 1995) 7th year

Associate Head Coach: Corey Gipson (Austin Peay, 2004), 3rd year

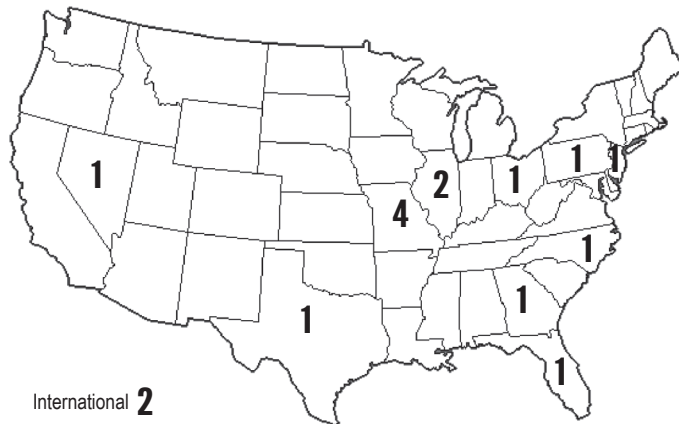
Assistant Coaches: Matt Sligh (Covenant [Ga.] College, 2005), 3rd year; Keith Pickens (Missouri State, 2013), 2nd year

Director of Basketball Operations: Cody Seidel (Missouri State, 2012), 9th year (3rd year as DOBO)

Athletic Trainer: Tyler Landgraf (Iowa State, 2000), 9th yr. **Strength Coach:** Brice Cox (Culver-Stockton, 2008), 2nd year

Roster Notes

+ Transfer Info: Jarrid Rhodes and Reggie Scurry transferred from Northern Oklahoma Tonkawa College; Alize Johnson transferred from Frank Phillips (Texas) College; Ronnie Rousseau III transferred from State Fair (Mo.) Community College; Abdul-Hakim Fofana transferred from Dakota College; J.T. Miller transferred from Hampton University; Tanveer Bhullar transferred from New Mexico State University; James Byrd transferred from Penn Valley CC.; Ridder transferred from Xavier University.



Pronunciation Guide

Tanveer Bhullar tan-VEER BOO-larr
 Obediah Church oh-buh-DIE-uh
 Jarred Dixon JARE-id
 Abdul Fofana foe-FAWN-uh
 Alize Johnson AL-luh-zay
 Ryan Kreklow CRECK-low
 Jarrid Rhodes JARE-id
 Ronnie Rousseau III ROO-so
 Coach Matt Sligh SLY

Squad Breakdown

Total Squad Members 16
Seniors 5
 Alize Johnson, Jarrid Rhodes,
 Ronnie Rousseau III, J.T. Miller, Tanveer Bhullar
Juniors 5
 Obediah Church, Jarred Dixon, Ryan Kreklow,
 Reggie Scurry, James Byrd
Sophomores 2
 Ross Owens, Abdul-Hakim Fofana
Freshmen 4
 Greg Williams, Mustafa Lawrence, Jared Ridder,
 Darian Scott
Returning Lettermen 5
 Alize Johnson, Jarrid Rhodes, Obediah Church,
 Jarred Dixon, Ryan Kreklow
Lettermen Not returning 6
 Dequon Miller, Jordan Martin, Tyler McCullough,
 Chris Kendrix, Austin Ruder, Robin Thompson
Returning Starters (GS) 4
 Alize Johnson (33), Jarrid Rhodes (27),
 Obediah Church (26), Ronnie Rousseau III (14)
Starters Not Returning (GS) 1
 Dequon Miller (32)

Breakdown by Height

7-2 Tanveer Bhullar
6-11 Darian Scott
6-9 Alize Johnson
6-8 Jared Ridder
6-7 Obediah Church,
 Abdul-Hakim Fofana
6-6 Jarrid Rhodes, Greg Williams
6-5 Reggie Scurry
6-4 Ryan Kreklow, Ross Owens,
 Jarred Dixon
6-3 J.T. Miller
6-1 James Byrd
6-0 Mustafa Lawrence
5-10 Ronnie Rousseau III

In-Season Birthdays

Oct. 14 Ronnie Rousseau III (22)
 Oct. 15 Jarrid Rhodes (22)
 Oct. 22 Ryan Kreklow (21)
 Nov. 8 Jarred Dixon (21)
 Nov. 14 Coach Paul Lusk (46)
 Nov. 21 Mustafa Lawrence (20)
 Nov. 25 James Byrd II (21)
 Dec. 27 Reggie Scurry (21)
 Jan. 15 Darian Scott (19)
 Jan. 22 Coach Corey Gipson (37)
 Feb. 2 Ops. Director Cody Seidel (28)
 Feb. 22 J.T. Miller (24)
 Feb. 23 Tanveer Bhullar (23)
 March 17 Obediah Church (21)
 April 1 Greg Williams (21)

Missouri Valley Conference Standings

Team	MVC	GB	Pct.	All	Pct.	Strk
Loyola-Chicago	7-2	--	.778	17-4	.810	W6
Drake	6-3	1	.667	12-10	.545	L1
Missouri State	5-4	2	.556	15-7	.682	L2
Bradley	5-4	2	.556	15-7	.682	W2
Southern Illinois	5-4	2	.556	13-9	.591	W2
Indiana State	5-4	2	.556	10-11	.476	L1
Illinois State	4-5	3	.444	10-11	.476	L2
Evansville	3-6	4	.333	13-9	.591	W1
Northern Iowa	3-6	4	.333	11-10	.524	W1
Valparaiso	2-7	5	.222	11-11	.500	L4

This Week in The Valley

Saturday, Jan. 27

Drake at Evansville* 1 p.m.
 Southern Ill. at Missouri State* (ESPN) . 5 p.m.
 Valparaiso at Illinois State* (ESPN2)..... 9 p.m.

Sunday, Jan. 28

Bradley at Indiana State* 1 p.m.
 Northern Iowa at Loyola* (ESPN) 3 p.m.

Tuesday, Jan. 30

Illinois State at Missouri State* (ESPN3) . 7 p.m.
 Southern Illinois at Drake* 7 p.m.

Wednesday, Jan. 31

Indiana State at Valparaiso* 7 p.m.
 Loyola at Bradley* (MVC TV) 7 p.m.
 Northern Iowa at Evansville* 7 p.m.

Saturday, Feb. 3

Missouri State at Loyola* (CBSN)..... 1 p.m.
 Evansville at Illinois State* 3 p.m.
 Indiana State at UNI* (MVC TV)..... 3 p.m.
 Valparaiso at Southern Illinois* 7 p.m.
 Drake at Bradley* 7 p.m.

MSU Radio Network

Ava KKOZ (1430 AM / 92.1 FM)
 Conway, Ark..... KASR (92.7 FM)
 Jefferson City..... KJMO (97.5 FM)
 Kansas City KCWJ (1030 AM)
 Poplar Bluff KLID (1340 AM)
 Springfield..... KTXR (101.3 FM)
 St. Louis..... KXFN (1380 AM / 106.5 FM)
 Troy KYRO (1280 AM)
 Online RadioSpringfield.com

MSU Television Network

The six-station Missouri State TV Network will televise seven games this year on the following:
 Springfield..... KOZL (flagship)
 St. Louis..... KMOV MyNet 4.3
 Chicago NBC Sports Channel Chicago
 Kansas City Time Warner Sports Channel
 Kansas City KMCI, KSHB, Bounce
 Columbia/Jefferson City Mediacom MC-22

Missouri Valley Weekly Media Calls

Beginning January 8, the MVC will conduct weekly Monday teleconferences featuring the league's 10 head coaches. Media wishing to participate may call (877) 441-0939.

Teleconference dates are January 8, 15, 22, 29; February 5, 12, 19, 26 (postseason), with Paul Lusk taking questions at 10:33 a.m. weekly.

MSU All-Time Coaching Victories

1. Andrew McDonald (1925-50)..... 302-166
2. Bill Thomas (1964-80) 265-158
3. Charlie Spoonhour (1983-92) 197-81
4. Barry Hinson (1999-2008) 169-117
5. Edwin Matthews (1953-64)..... 164-91
6. Arthur Briggs (1913-23) 106-31
7. Paul Lusk (2011-pres.)..... 103-113

Head Coach Paul Lusk

Paul Lusk (Southern Illinois, 1995) is **103-113** (.477) in his seventh season at MSU and **105-136** (.436) in his eighth season overall as a head coach. He is **50-67** in MVC games (34-24 at home, 16-43 on the road), 4-6 in MVC Tournament games and 49-40 against all non-conference foes (32-13 at JQH Arena, 12-15 away and 5-12 at neutral sites). In all games, he is 66-37 at home, 28-58 on the road, and 9-18 at neutral sites. Lusk is 7-7 all-time against SIU, including a 4-2 mark at JQH Arena.

The 46-year-old Lusk took the reins as MSU's 17th head coach on April 1, 2011. He came to Springfield after seven seasons at Purdue (2004-11), including his last three as associate head coach. Now in his 17th season in the coaching profession, Lusk has previous stops as an assistant at Southwestern Illinois (1996-97), Missouri Southern (1999-2002) and Southern Illinois (2003-04) in addition to a one-year head coaching stint at (Div. III) Dubuque (2002-03). He has played or coached in 10 NCAA Tournaments.

Lusk finished third in the MVC Coach of the Year voting in 2014 and was a finalist for the Skip Prosser Man of the Year Award that same year. He was also named one of the Top 25 high-major assistants by FoxSports.com in 2010, and CollegeSportsMadness.com named him MVC coach of the year in 2012. He is a member of the Illinois Basketball Hall of Fame after scoring 2,743 points during a highly-touted prep career at Wesclin High in New Baden, Ill. He went on to play 107 college games at Iowa and Southern Illinois, earning All-MVC second-team honors in 1994 for the Salukis.

The Series

The Bears and Salukis first met in 1957 in a rivalry that has seen SIU take a 45-37 lead. The Bears are 23-15 at home against the Salukis, including a 6-3 mark at JQH Arena.

SIU has won five straight in the series, including regular-season sweeps the last two seasons.

Last year, the Salukis stole a 75-67 win at JQH Arena (Jan. 7) behind 22 points by Mike Rodriguez and 17 second-chance tallies. The Bears shot 49.1 percent from the field, but couldn't erase an 8-point halftime deficit. **Jarred Dixon** and Dequon Miller led MSU with 15 points apiece, while **Obediah Church** and **Alize Johnson** scored 11 apiece.

In the rematch in Carbondale (Jan. 28), Sean O'Brien went 11-for-13 from the field to lead SIU to an 85-84 overtime win. The Bears led by a dozen at the half, but 11-1 and 10-0 runs by SIU led the home team's comeback. O'Brien finished with 24 for SIU, while MSU got 26 points and 4 treys from **Alize Johnson**, 15 from Dequon Miller and 14 by **Jarred Dixon**.

Bears on the Air

All Missouri State games will air live on the Missouri State Radio Network with Springfield flagship station KTXR (101.3 FM) providing the feed to the eight-station network and at RadioSpringfield.com.

The voice of the Bears, **Art Hains**, first began calling MSU's action in 1977 and is in his second stint and 37th season overall. He called MSU games from 1977-81 and returned to the mic in 1985. Hains celebrated his 1,000th MSU basketball broadcast (and 2,000th MSU event) on Jan. 2, 2013 against Illinois State at JQH Arena. Former MSU great **Mike Keltner** (1970-74) provides color commentary.

Scurry, Fofana to Miss Time after Therapy Mishap

An adverse reaction to a cryotherapy treatment on Jan. 22 has sidelined junior **Reggie Scurry** (F, Atlanata, Ga.) and sophomore **Abdul Fofana** (F, Bobo Dioulasso, Burkina Faso) developed foot blisters after a whole-body cryotherapy session. Their expected return to action is still uncertain.

All of MSU's players went through the cryotherapy treatment, but no other team members were affected. Cryotherapy is the use of low temperatures in medical therapy used to relieve muscle pain, sprains and swelling.

Johnson Earns Fourth Career POW Distinction

Alize Johnson (Sr., Williamsport, Pa.) was named MVC Player of the Week for the second time this season on Jan. 15. He averaged 18.5 points and 15.0 rebounds in two games while firing at a .481 (13-of-27) clip from the field against Evansville and Indiana State. It was also the fourth such honor of Johnson's career after he was named Valley POW twice his junior season. The only Bear to win the award more times is Kyle Weems (2008-12) who earned it six times in his career.

Miller Earns MVC Newcomer of the Week Laurels on Jan. 8

J.T. Miller (Sr., Clinton, N.C.), a transfer from Howard University, averaged 14.5 points and 8.5 rebounds per game in two games the week of Jan. 1 to earn MVC Newcomer of the Week Honors for the first time. He also fired at a 57.9 clip from the field. In his 99th career game, he logged his first-ever double-double, racking up 16 points and a career-best 11 boards at Illinois State with 2 blocks and 2 steals. Earlier in the week, he went 5-for-7 from the field in a 13-point effort off the bench against UNI, snagging 6 rebounds and a blocked shot.

Two Double-Doubles Impress at The Nest

Missouri State boasted two individual double-doubles in the Bears' loss at Illinois State on Jan. 7. **Alize Johnson** (Williamsport, Pa.) scored 16 points and snagged a game-high 12 rebounds as part of his 11th double-double on the season. Meanwhile teammate **J.T. Miller** (Clinton, N.C.) also scored 16 points and recorded a career-high 11 rebounds to notch his first career double-double (in his 99th career game). The last time MSU had two players post a double-double in the same game was Feb. 13, 2016 when Camryn Boone (30 pts./12 reb.) and Chris Kendrix (19 pts./12 reb.) paired up vs. Indiana St.

vs. Non-Conference Foes (10-3)

Western Kentucky (14-6) CUSA	W 85-80
Southern University (8-13) SWAC	W 86-58
North Dakota State (10-10) Summit	L 54-57/W 71-58
Georgia Southern (14-6) SunBelt	L 73-74
Manhattan (10-11) MAAC	W 69-65
FAU (9-10) CUSA	W 71-60
Evangel (6-15) NAAIA	W 80-48
Colorado State (10-12) Mtn. West	W 77-67
South Dakota St. (17-6) Summit	W 73-53
Hampton (7-12) MEAC	W 88-75
Oral Roberts (8-15) Summit	L 66-73
Wright State (15-6) Horizon	W 66-50

As of 1/25/18 MSU Opponents are 128-122

MSU Season Double-Doubles (since 1967-68)

1. Curtis Perry, 1968-69	30
2. Curtis Perry, 1969-70	23
3. Mike Robinson, 1978-79	18
Lee Campbell, 1989-90	18
5. Mike Robinson, 1979-80	17
Alize Johnson, 2016-17	17
7. Curtis Perry, 1967-68	15
8. Mike Wallace, 2001-02	14
Alize Johnson, 2017-18	14
10. William Doolittle, 1973-74	13
Dennis Hill, 1974-75	13

MSU Career Rebounding

1. Curtis Perry (1966-70)	1424
2. Danny Bolden (1963-67)	1133
3. William Doolittle (1970-74)	1042
4. Don Carlson (1963-67)	844
Kyle Weems (2008-12)	844
12. Danny Moore (1996-99)	634
Russ Robinson (1955-59)	634
14. Scott Hawk (1974-78)	631
Harry Policape (1976-80)	631
16. Nathan Bilyeu (2003-07)	628
17. Alize Johnson (2016-pres.)#	605

MSU Career Double-Doubles

1. Curtis Perry, 1966-70	68
2. Mike Robinson, 1978-80	34
3. William Doolittle, 1970-74	32
4. Alize Johnson, 2016-pres.	31
5. Dennis Hill, 1973-75	23
6. Mike Wallace, 2000-02	20
7. Lee Campbell, 1988-90	19
8. Kelby Stuckey, 1985-89	18
9. Jimmy Dull, 1974-78	17
Danny Moore, 1996-99	17

MSU Career Blocked Shots

1. Danny Moore (1996-99)	167
2. Obediah Church (2015-pres.)	166
3. Ed Liliensiek (1977-81)	144
4. Drew Richards (2004-08)	133
5. Ricky Johnson (1981-83)	125
6. Kyle Weems (2008-12)	114
7. Tamarr MacIin (2001-05)	96
8. Johnny Epps (1994-96)	90
9. Scott Brakebill (1998-2002)	89

MSU Career 3-Pointers

1. Blake Ahearn (2003-07)	276
2. Johnny Murdock (1991-95)	266
3. Kevin Ault (1996-2000)	254
4. Kyle Weems (2008-12)	240
5. Adam Leonard (2009-11)	189
6. Austin Ruder (2013-17)	173
7. Spencer Laurie (2006-09)	148
8. Ben Kandlbinder (1994-98)	142
9. Tyler Chaney (2003-07)	114
10. Allen Phillips (1998-2000)	112
Dale Lamberth (2005-08)	112
Dequon Miller (2015-17)	112
13. Ryan Kreklow (2015-pres.)	108

Alize On Three Award Watch Lists

Alize Johnson was announced Oct. 19 as one of the 20 candidates for the 2018 *Karl Malone Power Forward of the Year Award*. The five finalists will be announced in March.

Johnson was also on the *Citizen Naismith Trophy Award Watch List* (but did not make the final 25 cut) and the *Lou Henson Mid-Major Player of the Year Award Watch List* (now on the top 40 list of award semifinalists). Likewise, on Jan. 10, *Sports Illustrated* listed Johnson atop the list of "Five Mid-Major Prospects That Should Be on NBA Radars."

String of Double-Doubles Highlights Run

Alize Johnson reeled off eight straight double-doubles from Dec. 19 to Jan. 17, the longest stretch of Missouri State's Division I era and fourth-longest in the Missouri Valley Conference in the last 20 years.

Johnson's **31** career double-doubles ranks fifth in MVC history, behind Egidijus Mockevicius (Evansville) 57; Eric Coleman (UNI) 36; Jackie Carmichael (Illinois State) 35; and Grant Stout (UNI) 33.

First 3-0 League Start Since 2010-11

With Missouri State's 62-55 win over Northern Iowa at JQH Arena on Jan. 4, the Bears started Missouri Valley Conference play 3-0 for the first time since the 2010-11 season.

Under then-coach Cuonzo Martin, the 2010-11 club started 7-0 en route to a 15-3 conference ledger and MVC regular-season championship.

Johnson Hits 20-20 for Second Time

Senior **Alize Johnson** (Williamsport, Pa.) posted his second 20-20 game of the season -- and third of his career -- in MSU's 62-55 win over Northern Iowa on Jan. 4. Johnson posted 23 points and 20 rebounds in the home victory. Johnson also recorded 23 points and 20 rebounds against North Dakota State on Nov. 17. As of Jan. 5, he is one of just four Division I players this year -- along with Washington's Noah Dickerson, Baylor's Jo Lual-Acuil and Duke's Marvin Bagley -- to post a 20-20 game.

Johnson Named Valley Player of the Week on Dec. 26

Alize Johnson (Williamsport, Pa.) was named MVC Player of the Week on Dec. 26 -- the third of his career -- after posting a pair of double-doubles in wins over Wright State and Loyola. He averaged 18.0 points and 12.5 rebounds for the week, including 24 points against Loyola in the MVC opener.

Lusk Hits a Hundred

MSU head coach Paul Lusk recorded his 100th victory as Bears' head coach on Dec. 31 with the club's win at Valparaiso. Lusk is just the seventh head coach at Missouri State to reach the century mark in victories. He is also the 6th active coach in The Valley to reach 100 wins at his current institution.

Lusk picked up his 100th career victory -- including his one season at Dubuque -- on Dec. 19, 2017 with a 66-50 win over Wright State at JQH Arena.

Two More Bears Reach 500

Two Bears, **Ryan Kreklow** (Jr., Columbia, Mo.) and **Obediah Church** (Jr., Springfield, Ill.), both eclipsed 500 career points in MSU's win over Loyola on Dec. 22. Kreklow (in his 74th game) and Church (in his 77th) join teammates **J.T. Miller** -- currently MSU's only active 1,000-point scorer -- along with **Alize Johnson** and **Jarred Dixon** who have already surpassed 500 career points.

Three-Point Record Falls

The Bears' .684 3-point percentage (13-of-19) against Hampton on Dec. 8 set a new JQH Arena record. It was also the best 3-point percentage by the Bears in a game in which MSU made 10 or more threes. The overall MSU 3-point percentage record is .889 (8-of-9) vs. Tulsa on Dec. 2, 1989.

Miller Scores 1,000

Fifth-year transfer **J.T. Miller** (Sr., Clinton, N.C.) eclipsed 1,000 career points On Nov. 24 against Evangel when he knocked down an early layup at the 17:50 mark of the first half in his 90th career game. He posted 930 points in 83 games at Howard before coming to MSU for his final year of eligibility.

Johnson Second to 20-20 (Take 1)

With his 23 points and 20 rebounds against North Dakota State on Nov. 17, **Alize Johnson** became just the second DI player this season to post a 20-20 game. As of Jan. 1, he is one of just four players this year -- along with Washington's Noah Dickerson, Baylor's Jo Lual-Acuil and Duke's Marvin Bagley -- to post a 20-20 game.

Excellent in Estero

Missouri State shot 46.0 percent from the field and 77.8 percent at the foul line to go 2-1 at the Gulf Coast Showcase, Nov. 20-22, in Estero, Fla. The Bears won the consolation championship with a 71-60 win over FAU after dropping a narrow 74-73 decision to Georgia Southern in the first round and then downing Manhattan, 69-65, in the next. MSU had a +9.7 rebound margin with **Alize Johnson** averaging 16.0 points and 9.0 boards, and classmate **J.T. Miller** averaging 13.0 points.

Bears Begin Collecting Road Kill

MSU has six wins away from JQH Arena this season, including road wins over Top 50 RPI teams Western Kentucky (83-56 on Nov. 1) and South Dakota State (73-53 on Dec. 2) as well as a road wins over NDSU (71-58 on Dec. 4) and Valpo (67-50 on Dec. 31). MSU also has two true neutral-site victories with wins over Manhattan (69-65 on Nov. 21) and Florida Atlantic (71-60 on Nov. 22) in Estero, Fla.

NCAA 3-Point Defense Leaders (1/25/18)

No.	School	G	W-L	3Att	3pt.	Pct.
1.	San Diego	20	13-7	324	87	26.9
2.	Grand Canyon	21	15-6	333	90	27.0
3.	Kentucky	20	15-5	517	144	27.9
4.	Duquesne	21	14-7	372	105	28.2
5.	South Ala.	20	11-9	434	126	29.0
6.	Missouri St.	22	15-7	467	136	29.1
7.	Virginia	20	19-1	398	116	29.1
8.	Ga. Southern	20	14-6	462	138	29.9
9.	Miami (FL)	19	15-4	380	114	30.0
10.	Louisville	20	15-5	445	134	30.1

NCAA Rebound Leaders (1/25/18)

No.	Name, School	G	Reb.	PerG
1.	Devontae Cacok, UNCW	20	254	12.7
2.	James Thompson IV, E.Mich.	20	237	11.9
3.	Jordan Murphy, Minnesota	23	269	11.7
4.	Angel Delgado, Seton Hall	20	233	11.7
5.	Alize Johnson, Missouri St.	22	254	11.5
6.	Marvin Bagley III, Duke	20	229	11.5
	Rokas Gustys, Hofstra	20	229	11.5
8.	Jemerrio Jones, N.M. St.	20	226	11.3
9.	Deandre Ayton, Arizona	20	222	11.1
10.	Thomas Welsh, UCLA	20	215	10.8

NCAA Double-Double Leaders (1/25/18)

1.	Jordan Murphy, Minnesota	19
2.	Marvin Bagley III, Duke	16
3.	Alize Johnson, Missouri St.	14
	Devontae Cacok, UNCW	14
	Angel Delgado, Seton Hall	14
6.	Jock Landale, Saint Mary's (CA)	13
	Deandre Ayton, Arizona	13
	James Thompson IV, Eastern Mich.	13
9.	Thomas Welsh, UCLA	12

MSU Career Scoring

1.	Daryel Garrison (1971-75)	1975
2.	Kyle Weems (2008-12)	1868
3.	Curtis Perry (1966-70)	1835
25.	Max Oldham (1954-58)	1016
	Charles Marshall (1960-64)	1016
27.	Lou Shepherd (1964-68)	1009
28.	Jerry Anderson (1951-55)	1000
29.	Jerry Kirksey (1958-61)	973
30.	Tyler Chaney (2003-07)	957
31.	Dale Lamberth (2005-08)	954
32.	Nathan Bilyeu (2003-07)	939
33.	Phil Schlegel (1983-86)	900
34.	Don Anielak (1952-54)#	888
35.	Terrance McGee (2001-03)#	887
36.	Ed Liliensiek (1977-81)	882
37.	Will Creekmore (2008-11)	881
38.	Jimmy Murphy (1950-52)#	877
39.	Dequon Miller (2015-17)#	825
40.	Bill Lea (1948-52)	823
41.	Anthony Downing (2011-13)#	822
42.	Adam Leonard (2009-11)#	819
43.	Coleco Buie (1995-97)#	817
44.	Alize Johnson (2016-pres.)#	814
45.	Forrest Hamilton (1951-53)#	813
	Marcus Marshall (2012-15)	813
47.	Tamarr Maclin (2001-05)	809
48.	Jamar Gulley (2011-14)#	806
49.	Milt McDonald (1974-78)	805
50.	Randy Magers (1970-74)	791
	Jermaine Mallett (2009-11)#	791
68.	Caleb Patterson (2009-12)	721
69.	Lee Campbell (1988-90)#	719
70.	Christian Kirk (2011-15)	718
71.	Bobby Howard (1981-83)	716
	Chris Kendrix (2014-17)	716
73.	Austin Ruder (2013-17)	707
74.	Randy Stange (1983-85)#	706
75.	Jarred Dixon (2015-pres.)	702

#Two-year players

Dixon, Kreklow Cap Notable Free Throw Streaks

Junior guards **Jarred Dixon** (Kansas City, Mo.) and **Ryan Kreklow** (Columbia, Mo.) each had extensive free throw streaks headed into the 2017-18 campaign. Kreklow made **24** straight foul shots from Jan. 24 to Nov. 28, 2017. Dixon entered the season with **23** straight makes, but missed his first attempt of this season to cap the streak from Feb. 9 to Nov. 15, 2017.

Charitable Beginnings

Missouri State's exhibition game at Kansas State on Oct. 21 was added via special permission from the NCAA to benefit the American Red Cross' hurricane relief efforts. The game at Bramlage Coliseum in Manhattan attracted more than 2,500 fans and raised more than \$15,000 to help victims of natural disasters in Texas, Florida and Puerto Rico.

Big Bear

Tanveer Bhullar (Sr., Etobicoke, Canada), a fifth-year transfer from New Mexico State, is the tallest player ever to play basketball at Missouri State. At 7-foot-2, the veteran is at least three inches taller than every other MSU player this season. he is the brother of Sim Bhullar, who became the first player of Indian descent to play in the NBA when he made his pro debut with the Sacramento Kings (2013-14).

Every Day is Game Day for Kreklow Family

To say that Bears' junior **Ryan Kreklow** (G, Columbia, Mo.) comes from an athletic family would be an understatement. His parents Wayne (head coach) and Susan (asst. coach) are volleyball coaches at Missouri where they have each had stints as head coach and co-head coaches over the last 19 seasons together. Wayne was named 2016 SEC Coach of the Year.

Ryan's older sister, Ali, just finished her senior season for the volleyball Tigers at Mizzou, while his older brother, Ricky, played college basketball at Missouri, California and Creighton.

Before his volleyball coaching days, Wayne Kreklow was an All-American basketball player at Drake and was later a member of the NBA World Championship Boston Celtics in 1980-81. His mom was also a college volleyball player at Missouri State before her highly-touted coaching career.

Returning Award Winners

In addition to first-team selection **Alize Johnson**, two other Bears earned MVC accolades last year.

Obediah Church (Springfield, Ill.) was on the MVC All-Defensive Team after he blocked a league-high 74 shots last season (2.39 per game) which ranked 21st nationally. He also pulled down 5.8 rebounds per game and accumulated 16 steals.

Jarred Dixon (Kansas City, Mo.) earned MVC All-Bench Team laurels after he averaged 8.6 points per game as a sophomore with 23 appearances in reserve. He finished the season with a 2.0 assist-per game average and snagged 26 steals. Dixon posted 11.7 points per game over the club's last six.

Success on Signing Day

MSU received National Letters of Intent on Nov. 8 from two players who will join the Bears in 2018-19: **Grant Gelon (GAY-lawn) (G, 6-5, 195, Jr., Crown Point, Ind., Crown Point High, State Fair CC)**

Gelon is currently a sophomore at State Fair Community College in Sedalia, Mo., playing for coach Matt Brown. He played his freshman season for coach Tom Crean at Indiana and saw action in 12 games for the Hoosiers in 2016-17. He was 7-for-9 (.778) from the field and 3-of-5 from 3-point range with 22 points, 5 rebounds and a steal at IU. He scored a season-best 8 points at Michigan on 1/26/17. As a prep senior at Crown Point (Ind.) High, he averaged 14.5 points and shot 41.8 percent from 3-point. He led the Bulldogs to back-to-back regional final appearances. He earned AP all-state honorable mention distinction in 2016 for coach Clint Swan and garnered IBCA Super 15 all-state honors. He also was named to the Indiana All-Star Team following his senior season. His junior year, he made 102 3-pointers and averaged 17.5 points per game. He played AAU ball for Indiana Elite, averaging over 12.0 points per game and making nearly half his 3-point attempts.

Kabir Mohammed (F, 6-5, 225, Jr., Lagos, Nigeria, Fort Washington (Md.) NCA, San Jacinto College)

Mohammed averaged 10.8 points and 8.3 rebounds as a freshman for coach Scott Gernander at San Jacinto College in Pasadena, Texas last season. He was an All-Region honorable mention pick as part of a 33-2 club that claimed the Region 14 title in 2016-17 and advanced to the NJCAA national tournament. He was also on the San Jacinto Dean's List as well as earning NABC Academic Excellence national honors. As a high school senior at National Christian Academy in Fort Washington, Md., Mohammed logged 18.1 points and 12.3 rebounds per game for an Eagles team that won the Beltway League title and finished 27-2 overall and 10-0 in the region. He was an all-conference pick for coach Trevor Brown in 2016 and eclipsed 1,000 career points. He posted a 25-point, 28-rebound game against Bull City Prep (11/28/15) as one of two 20-20 games his senior year before earning his school's valedictorian laurels.

Exit Polls

For the first time since joining the Missouri Valley Conference in 1990-91, the Bears are the league's preseason favorite to win the regular-season title, according to a preseason poll of Valley coaches, media and communications professionals. MSU received 30 of the possible 40 first-place votes -- and 381 points in all -- followed by UNI (337), Loyola (321), Illinois State (256) and Southern Illinois (226) to round out the 10-team league's upper division.

MSU was picked second in 2010-11, the only time the Bears have won the MVC regular-season crown.

Missouri Valley Conference Preseason Poll

1. Missouri State (30)	381
2. UNI (8)	337
3. Loyola (1)	321
4. Illinois State (1)	256
5. Southern Illinois	226
6. Valparaiso	214
7. Bradley	182
8. Indiana State	116
9. Evansville	88
10. Drake	79

First-place votes in parentheses
As selected by head coaches, SIDs, and media.

Preseason All-MVC Team

Preseason Player of the Year

Alize Johnson, Missouri State

Preseason All-MVC First Team

Alize Johnson, Missouri State

Donte Ingram, Loyola
Brenton Scott, Indiana State
Bennett Koch, Northern Iowa
Reed Timmer, Drake
Aundre Jackson, Loyola

Preseason All-MVC Second Team

Thik Bol, Southern Illinois
Darrell Brown, Bradley
Klint Carlson, Northern Iowa
Phil Fayne, Illinois State
Ryan Taylor, Evansville
Tevonn Walker, Valparaiso

Bears Hotline Radio Show

Bears Hotline, a weekly radio show featuring head coach Paul Lusk, airs Mondays at 7 p.m., throughout the season on Jock 98.7 FM. The show runs from Nov. 20 through March 12 with no show on Dec. 25 or Jan. 1. Bears Hotline is hosted by Art Hains and originates from Houlihans North (2431 N. Glenstone, Springfield), inside the DoubleTree Hotel.

Bears Basketball Rewind TV Show

Beginning Dec. 2, Bears Basketball Rewind with Paul Lusk will air on KOLR-10 TV (Saturdays at 6:30 p.m.) and KOZL-TV (Saturdays at 12 p.m., Sundays at 9:30 p.m., and Mondays at 4:30 a.m.). The show is hosted by Dan Lucy and will include 13 episodes, concluding Feb. 24.

Coors Player of the Week

Week of Opponents	Player
Nov. 5 at WKU	J.T. Miller
Nov. 12 SU, NDSU	Alize Johnson
Nov. 19 Gulf Coast, EU	Alize Johnson
Nov. 26 CSU, at SDSU	Ryan Kreklow
Dec. 3 at NDSU, Hampton	Alize Johnson
Dec. 10 at ORU	Jarrid Rhodes
Dec. 17 Wright St., Loyola	Alize Johnson
Dec. 31 at Valpo, UNI	Alize Johnson
Jan. 7 at Ill. St., at UE	Ronnie Rousseau
Jan. 14 Ind. St., Valpo, at Drake	Jarred Dixon
Jan. 21 at Bradley, SIU	--
Jan. 28 Ill. State, at Loyola	--
Feb. 4 at Ind. St., UE	--
Feb. 11 at SIU	--
Feb. 18 DU, BU, at UNI	--
Feb. 25 MVC Tourney	--



Bears Basketball History

The Bears have an all-time record of **1653-969** (.630) in their 106th season and are **669-452** (.597) in their 36th season since making the move to Division I in 1982-83.

Now in their 10th season at JQH Arena, the Bears are **110-48** (.696) all-time at the 11,000-seat facility.

During the Division I era, MSU has made NCAA Tournament appearances in 1987, 1988, 1989, 1990, 1992, and 1999. With NCAA Tournament wins over Wisconsin and Tennessee, the 1999 Bears advanced to the NCAA Sweet 16 for the first time in program history. The Bears have appeared in the National Invitation Tournament nine times -- 1986, 1991, 1993, 1997, 2000, 2005, 2006, 2007 and 2011. The 1986, 1993 and 2006 squads all reached the NIT quarterfinals. In 2010, MSU earned the CollegeInsider.com Postseason Tournament championship and in 2014 made their second CIT appearance in five years.

The Bears won NAIA national championship titles in 1952 and 1953 under the late Bob Vanatta, while making six NAIA national tournament trips from 1939-1954. MSU also appeared in the NCAA Division II Tournament 10 times, finishing as national runners-up four times -- 1959, 1967, 1969 and 1974.

MSU has won 24 regular-season conference titles, including the 2010-11 MVC championship. The Bears have also recorded 28 seasons of 20 or more victories, including 15 in the Division I era.

Preseason Player of the Year

Missouri State senior forward **Alize Johnson** (Williamsport, Pa.) was named Missouri Valley Conference preseason player of the year during the league's media day event in St. Louis on October 24.

Johnson is just the second MSU player -- and first since Kyle Weems in 2011-12 -- to be named as the Valley's top player in the preseason.

Last season, Johnson averaged 14.8 points and a league-best 10.6 rebounds per game to earn All-MVC first-team honors and MVC Newcomer of the Year distinction. The transfer from Frank Phillips (Texas) College tabulated 17 double-doubles as a junior, which ranked 15th among all DI players.

Missouri State University

Missouri State University is a public, comprehensive university system with a mission in public affairs, whose purpose is to develop educated persons while achieving five goals: democratizing society, incubating new ideas, imagining Missouri's future, making Missouri's future, and modeling ethical and effective behavior.

With a record enrollment of 26,216 (fall 2017), MSU is the second-largest institution for higher learning in Missouri, and its identity is distinguished by its statewide mission in public affairs. This mission requires a campus-wide commitment to foster competence and responsibility in the common vocation of citizenship. MSU is a selective admissions, graduate-level, teaching and research institution. MSU competes at the NCAA Division I level and is a member of the Missouri Valley Conference.

Notable Missouri State alums include: Ryan Howard (2009 NLCS MVP, first baseman, Philadelphia Phillies), John Goodman (actor), Kathleen Turner (actress), Deidre Goodwin (actress), David Glass (owner, Kansas City Royals), John Q. Hammons (businessman, hotel developer), Bob Holden (43rd governor of Missouri), Bill Mueller (2003 American League batting champ), and Jackie Stiles (Hall of Famer and former Division I women's basketball all-time career scoring leader).

Missouri Valley Conference

The nation's second-oldest NCAA Division I conference continues to be a leader in college athletics and is one of the nation's most progressive conferences. League members have worked together to put a high value on league harmony and invest in athletic programs to compete at the highest level.

In 2017, Wichita State -- which has since moved to the American -- represented the conference in the NCAA Men's Basketball Tournament, while MVC regular-season co-champion Illinois State was short-changed of an at-large bid and hosted the first two rounds of the NIT. Recent success in resurrecting the challenge series with the Mountain West Conference, and the increased opportunities for MVC teams to participate in ESPN's early-season multi-team events and in other elite tournaments, have added strong opponents and more national television exposure to the non-conference scheduling mix.

Men's basketball also boasts tradition from the likes of Hall of Famers Larry Bird and Oscar Robertson as former players, which includes a list of more than 260 drafted to the NBA.

Missouri State Quick Facts

Missouri State University

Location Springfield, Mo.
 Founded 1905
 Enrollment 26,216 (fall 2017)
 Nickname Bears
 Colors Maroon & White
 President Clifton M. Smart III
 Alma Mater Tulane, 1983
 Website MissouriState.edu

MSU Athletics

National Affiliation NCAA Division I
 Conference Affiliation Missouri Valley
 Director of Athletics Kyle Moats
 Alma Mater SIU Edwardsville, 1988
 Athletics Phone (417) 836-5244
 Faculty Athletics Representative Dr. Jim Hutter
 Alma Mater Missouri State, 1984
 Web Site MissouriStateBears.com

Tickets

Tickets by Phone (417) 836-7678 or
 (888) 476-7849
 www.MissouriStateBears.com/Tickets
 Main Ticket Location JQH Arena
 Old Missouri Bank Ticket Window

JQH Arena

First Game Nov. 22, 2008
 Capacity 11,000
 All-Time Home Record 110-48 (10th season)
 Press Row (417) 836-8145
 Media Entry/Will Call NE Ramp/Security Entry

Athletics Communications

Director (Men's Basketball) Rick Kindhart
 Main Office (417) 836-5402
 Direct Line (417) 836-4585
 Cell Phone (417) 849-5865
 Email RKindhart@MissouriState.edu
 Assistant Directors Ben Adamson, Eric Doennig
 Graduate Assts. Shannon Carrico, Emily McMillan
 Social Media Manager Bridgette Robles
 Shipping Address HSC, Suite 300
 901 S. National Ave.
 Springfield, MO 65897
 Connect Facebook.com/MissouriStBears
 @MissouriStBears | #MSUBears
 @MSUBearsHoops | @CoachPaulLusk

Team Information

2016-17 Overall Record 17-16
 Home 11-6
 Road 4-8
 Neutral Sites 2-2
 Conference Record (Finish) 7-11 (t6th)
 Starters Returning/Lost 4/1
 Returning Starters (GS) Alize Johnson (33),
 Jarrid Rhodes (27), Obediah Church (26),
 Ronnie Rousseau III (14).
 Letterwinners Returning/Lost 5/6
 Newcomers 8



MSU Basketball History

First Year of Basketball 1908-09
 All-Time Record 1653-969 (.630) (106th season)
 Division I Record 669-452 (.597) (36th season)
 NCAA Appearances (Recent) 6 (1999)
 NCAA Tournament Record 3-6
 NIT Appearances (Recent) 9 (2011)
 NIT Record 10-9
 CIT Appearances (Recent) 2 (2014)
 CIT Record 4-1
 Last Postseason Opponent Murray State (CIT, L 63-66)

Coaches and Staff

Basketball Office Phone (417) 836-4136
 Best Time to Reach Contact SID
 Head Coach Paul Lusk
 Alma Mater Southern Illinois, 1995
 Record at Missouri State 103-113 (7th season)
 Career Record 105-136 (8th season)
 Associate Head Coach Corey Gipson (3rd season)
 Alma Mater Austin Peay, 2004
 Assistant Coach Matt Sligh (3rd season)
 Alma Mater Covenant (Ga.) College, 2012
 Assistant Coach Keith Pickens (2nd season)
 Alma Mater Missouri State, 2013
 Basketball Operations Cody Seidel
 Alma Mater Missouri State, 2012
 Strength & Conditioning Coach Brice Cox
 Athletic Trainer Tyler Landgraf
 Managers Collin Dimitroff, Jordan Scott,
 Al Mohamed, Devin Diaz, Drew Klein,
 Jonathan Livengood, Colin Riesmeyer,
 Tanner Bencomo, Tanner Forrest, Jarrett Paoni

2017-18 Missouri State Numerical Roster

No.	Name	Pos.	Ht.	Wt.	Yr.	Hometown (High School)	Previous School
0	Abdul Fofana	F	6-7	207	So.	Bobo Dioulasso, Burkina Faso (St. Exupery Secondary)	Dakota College
1	Mustafa Lawrence	G	6-0	186	Fr.	Newark, N.J. (Essex County Vocational)	Forest Trail (N.C.) Prep School
2	Reggie Scurry	F	6-5	213	Jr.	Atlanta, Ga. (North Clayton High)	Northern Oklahoma Tonkawa College
3	James Byrd II	G	6-1	185	Jr.	Kansas City, Mo. (Park Hill South High)	Metro (KC) Community College-Penn Valley
5	Obediah Church**	F	6-7	225	Jr.	Springfield, Ill. (Springfield High)	--
11	Jarred Dixon**	G	6-4	171	Jr.	Kansas City, Mo. (Lee's Summit West High)	--
13	Greg Williams	G	6-6	180	RFr.	Houston, Texas (Home School)	--
14	Ronnie Rousseau III	G	5-10	163	Sr.	Cincinnati, Ohio (Winton Woods High)	State Fair (Mo.) Community College
15	Jarrid Rhodes*	F	6-6	185	Sr.	Palmetto, Fla. (Palmetto High)	Northern Oklahoma Tonkawa College
20	Ryan Kreklow**	G	6-4	186	Jr.	Columbia, Mo. (Rock Bridge High)	--
21	Ross Owens	G	6-4	191	So.	Woodlawn, Ill. (Woodlawn High)	--
23	J.T Miller	G	6-3	190	Sr.	Clinton, N.C. (Mt. Zion Academy)	Howard University
24	Alize Johnson*	F	6-9	203	Sr.	Williamsport, Pa. (St. John Neumann High)	Frank Phillips (Texas) College
25	Darian Scott	C	6-11	200	Fr.	Las Vegas, Nev. (Centennial High)	--
34	Tanveer Bhullar	C	7-2	278	Sr.	Etobicoke, Ontario, Canada (Fr. Henry Carr Catholic)	New Mexico State University
35	Jared Ridder	F	6-8	215	Fr.	Springfield, Mo. (Kickapoo High)	Xavier University

* Number of letters earned at Missouri State † Official heights and weights will be taken in game shoes (6/15/17)

Head Coach: Paul Lusk (Southern Illinois, 1995) 7th year

Associate Head Coach: Corey Gipson (Austin Peay, 2004), 3rd year

Assistant Coaches: Matt Sligh (Covenant [Ga.] College, 2005), 3rd year; Keith Pickens (Missouri State, 2013), 2nd year.

Director of Basketball Operations: Cody Seidel (Missouri State, 2012), 9th year (3rd year as DOBO)

Athletic Trainer: Tyler Landgraf (Iowa State, 2000), 9th year

Strength Coach: Brice Cox (Culver-Stockton, 2008), 2nd year



2017-18 Overall Season Statistics (15-7)

No.	Player	G-GS	Min	Ave	FG-A	Pct	3FG-A	Pct	FT-A	Pct	OR-DR	Reb	Ave	PF-D	A	TO	BS	ST	Pts	Ave			
24	Alize Johnson	22-22	634	28.8	115-266	.432	27-99	.273	70-94	.745	71-183	254	11.5	45-0	46	49	7	8	327	14.9			
15	Jarrid Rhodes	22-22	629	28.6	73-169	.432	42-100	.420	12-16	.750	26-67	93	4.2	44-0	30	21	4	16	200	9.1			
02	Reggie Scurry	21-2	359	17.1	74-147	.503	2-9	.222	36-54	.667	37-51	88	4.2	52-2	3	22	19	5	186	8.9			
23	J.T. Miller	21-8	416	19.8	69-139	.496	7-21	.333	29-40	.725	13-65	78	3.7	39-0	31	35	5	13	174	8.3			
11	Jarred Dixon	22-16	619	28.1	66-161	.410	16-40	.400	29-38	.763	17-41	58	2.6	42-0	52	31	8	20	177	8.0			
05	Obediah Church	21-20	465	22.1	57-85	.671	0-1	.000	21-42	.500	48-59	107	5.1	44-0	21	25	42	8	135	6.4			
14	Ronnie Rousseau III	20-10	489	24.5	46-124	.371	17-55	.309	15-28	.536	6-27	33	1.7	39-0	38	29	1	6	124	6.2			
20	Ryan Kreklow	22-10	509	23.1	38-128	.297	27-92	.293	27-30	.900	8-47	55	2.5	50-0	41	27	3	21	130	5.9			
34	Tanveer Bhullar	13-0	106	8.2	15-40	.375	0-1	.000	6-12	.500	11-16	27	2.1	19-0	7	14	2	1	36	2.8			
21	Ross Owens	8-0	53	6.6	5-16	.313	2-13	.154	0-0	.000	1-4	5	0.6	4-0	1	2	1	2	12	1.5			
01	Mustafa Lawrence	11-0	52	4.7	5-15	.333	3-11	.273	0-0	.000	2-6	8	0.7	7-0	5	2	0	4	13	1.2			
00	Abdul Fofana	13-0	68	5.2	4-9	.444	0-0	.000	3-5	.600	4-12	16	1.2	13-0	1	5	1	4	11	0.8			
Team		(Deadball rebounds: MSU - 60, Opponents - 66)											29-35	64	2.9	0	6						
Missouri State		22	4400	200.0	567-1299	.436	143-442	.324	248-359	.691	273-613	886	40.3	398-2	276	268	93	108	1525	69.3			
Opponents		22	4400	200.0	487-1261	.386	136-467	.291	271-391	.693	218-509	727	33.0	366-8	226	230	74	119	1381	62.8			

Date	Site	Att.	Opponent	W/L	Score	Record	Point Leader	Rebound Leader	Assist Leader
10/21	Away	2,501	Kansas State (exh.)	L	62-78	---	Rhodes 20	Bhullar 9	Church, Miller 2
11/1	Home	3,926	Southwest Baptist (exh.)	W	83-56	---	Rhodes 14	Rhodes, Miller 6	Rousseau 3
11/10	Away	5,241	Western Kentucky	W	85-80	1-0	Miller 14	Johnson, Miller 8	Rhodes 4
11/15	Home	4,876	Southern University	W	86-58	2-0	Miller 16	Johnson 14	Johnson 5
11/17	Home	4,703	North Dakota State	L	54-57	2-1	Johnson 23	Johnson 20	Rousseau 1
11/20	Neut	823	Georgia Southern #	L	73-74	2-2	Johnson, Miller 17	Johnson 14	Johnson 4
11/21	Neut	841	Manhattan #	W	69-65	3-2	Johnson 17	Rhodes 7	Rhodes 5
11/22	Neut	868	Florida Atlantic#	W	71-60	4-2	Johnson, Rhodes 14	Johnson 8	Johnson, Miller 4
11/24	Home	3,485	Evangel	W	80-48	5-2	Dixon 13	Church 10	Kreklow 4
11/28	Home	4,895	Colorado State %	W	77-67	6-2	Kreklow 20	Church 8	Dixon 5
12/2	Neut	2,001	South Dakota State ^	W	73-53	7-2	Johnson 20	Johnson 14	Dixon 4
12/4	Away	1,704	North Dakota State	W	71-58	8-2	Johnson 21	Johnson 10	Johnson, Kreklow, Miller, Rousseau 2
12/8	Home	4,612	Hampton	W	88-75	9-2	Dixon, Johnson 17	Johnson 12	Dixon, Rousseau 4
12/10	Away	2,331	Oral Roberts	L	66-73	9-3	Rhodes 14	Johnson 7	Dixon 7
12/19	Home	3,123	Wright State	W	66-50	10-3	Church 13	Johnson 14	Johnson 4
12/22	Home	4,583	Loyola Chicago*	W	64-59	11-3	Johnson 24	Johnson 11	Kreklow 5
12/31	Away	2,440	Valparaiso*	W	67-50	12-3	Rhodes 15	Johnson 12	Johnson 4
1/4	Home	4,934	Northern Iowa*	W	62-55	13-3	Johnson 24	Johnson 20	Rousseau 2
1/7	Away	4,344	Illinois State*	L	68-72	13-4	Johnson, Miller, Rousseau 16	Johnson 12	Church 3
1/10	Away	3,237	Evansville*	L	55-64	13-5	Johnson 16	Johnson 14	Dixon 5
1/14	Home	4,137	Indiana State*	W	76-73	14-5	Johnson 21	Johnson 16	Johnson, Kreklow, Miller 2
1/17	Home	4,876	Valparaiso*	W	64-57	15-5	Johnson 24	Johnson 17	Rhodes 3
1/20	Away	3,647	Drake*	L	58-61	15-6	Dixon, Rhodes 15	Johnson 11	Dixon 4
1/23	Away	5,041	Bradley*	L	52-72	15-7	Rhodes, Rousseau	Church 9	Rousseau 4
1/27	Home		Southern Illinois*						
1/30	Home		Illinois State*						
2/3	Away		Loyola Chicago*						
2/6	Away		Indiana State*						
2/10	Home		Evansville*						
2/14	Away		Southern Illinois*						
2/18	Home		Drake*						
2/21	Home		Bradley*						
2/24	Away		Northern Iowa*						
3/1-3/4	Neut		MVC Touranment \$						

(Exh.) exhibition games (1-1); @ Gulf Coast Showcase, Estero, Fla. (2-1, 5th); % Mountain West-MVC Challenge (1-0); ^ Sioux Falls, S.D.; \$ MVC Tournament, Scottrade Center, St. Louis (0-0); () AP rankings. MSU is 15-7 overall, 9-1 home, 3-5 away, 3-1 neutral, 0-0 overtime, 5-4 MVC, 10-3 non-conference (includes 0-0 in MVC Tournament), 6-2 November, 6-1 December, 3-4 January, 0-0 February, 0-0 March. 2-2 Sunday, 1-1 Monday, 3-1 Tuesday, 3-1 Wednesday, 1-0 Thursday, 4-1 Friday, 1-1 Saturday.

* MVC games (5-4 Overall, 4-0 at Home; 1-4 Away);

Attendance: Home - 44,224 in 10 dates (4,422); Road - 27,985 in 8 dates (3,498); Neutral - 4,533 in 4 dates (1,133); Total - 76,742 in 22 dates (3,488).

Missouri State Miscellaneous Statistics

MSU Scoring Margin: +6.5; **MSU Rebound Margin:** +7.2.

Double-Figure Scoring Games (67): Johnson 17, Rhodes 12, Miller 11, Scurry 8, Dixon 7, Church 6, Kreklow 3, Rousseau 3; **Opponents 59.**

20-Point Games (8): Johnson 7, Kreklow 1; **Opponents: 9.** **30-Point Games (0):** none. **Opponents 0.**

Double-Figure Rebound Games (17): Johnson 15, Church 1, Miller 1; **Opponents 6.**

Double-Figure Scoring-Rebound Games (16): Johnson 14, Church 1, Miller 1; **Opponents 5.**

Games Leading MSU in Scoring: Johnson 13, Rhodes 5, Miller 4, Dixon 3, Rousseau 2, Church 1, Kreklow 1.

Games Leading MSU in Rebounding: Johnson 18, Church 3, Miller 1, Rhodes 1.

Games Leading MSU in Assists: Johnson 7, Dixon 6, Rousseau 5, Kreklow 4, Miller 3, Rhodes 3, Church 1.

	By Periods	1st	2nd	OTs	Total
Missouri State		785	740	--	1525
Opponents		645	736	--	1381

Margin	1	2	3	4	5	6	7	8	9	10	11	12	13	14	15	16	17	18	19	20	21	26	28	32
Wins	-	-	1	1	2	-	2	-	-	1	1	-	2	-	-	1	1	-	-	1	-	-	1	1
Losses	1	-	2	1	-	-	1	-	1	-	-	-	-	-	-	-	-	-	-	1	-	-	-	-

2017-18 MVC-Only Statistics (5-4)

No.	Player	G-GS	Min	Ave	FG-A	Pct	3FG-A	Pct	FT-A	Pct	OR-DR	Reb	Ave	PF-D	A	TO	BS	ST	Pts	Ave
24	Alize Johnson	9-9	271	30.1	49-113	.434	16-47	.340	31-43	.721	34-84	118	13.1	14-0	14	21	4	5	145	16.1
15	Jarrid Rhodes	9-9	259	28.8	29-65	.446	19-43	.442	4-4	1.000	11-22	33	3.7	21-0	7	7	2	8	81	9.0
11	Jarred Dixon	9-9	274	30.4	25-71	.352	6-22	.273	18-22	.818	8-15	23	2.6	20-0	19	12	4	9	74	8.2
02	Reggie Scurry	8-2	160	20.0	24-61	.393	0-3	.000	16-28	.571	13-24	37	4.6	27-1	2	9	9	3	64	8.0
23	J.T. Miller	9-0	163	18.1	21-48	.438	3-11	.273	11-16	.688	4-26	30	3.3	17-0	12	23	4	6	56	6.2
14	Ronnie Rousseau III	9-4	217	24.1	20-62	.323	7-32	.219	6-14	.429	2-10	12	1.3	15-0	14	13	0	1	53	5.9
05	Obediah Church	8-7	170	21.3	20-33	.606	0-1	.000	5-10	.500	14-17	31	3.9	17-0	7	12	15	4	45	5.6
20	Ryan Kreklow	9-5	204	22.7	9-42	.214	8-34	.235	10-12	.833	3-19	22	2.4	20-0	20	8	2	5	36	4.0
21	Ross Owens	4-0	29	7.3	2-8	.250	1-7	.143	0-0	.000	0-2	2	0.5	2-0	1	1	0	2	5	1.3
34	Tanveer Bhullar	2-0	8	4.0	1-2	.500	0-0	.000	0-0	.000	0-0	0	0.0	2-0	1	0	0	0	2	1.0
01	Mustafa Lawrence	3-0	7	2.3	1-3	.333	0-2	.000	0-0	.000	1-0	1	0.3	3-0	0	0	0	0	2	0.7
00	Abdul Fofana	6-0	38	6.3	1-2	.500	0-0	.000	1-2	.500	1-5	6	1.0	9-0	0	3	0	2	3	0.5
Team		(Deadball rebounds: MSU - 27, Opponents - 27)											20-10	30	3.3	0	1			
Missouri State		9	1800	200.0	202-510	.396	60-202	.297	102-151	.675	111-234	345	38.3	167-1	97	110	40	45	566	62.9
Opponents		9	1800	200.0	195-488	.400	45-179	.251	128-176	.727	81-219	300	33.3	158-3	92	88	27	55	563	62.6

Date	Site	Att.	Opponent	W/L	Score	Record	Point Leader	Rebound Leader	Assist Leader
12/22	Home	4,583	Loyola Chicago*	W	64-59	1-0	Johnson 24	Johnson 11	Kreklow 5
12/31	Away	2,440	Valparaiso*	W	67-50	2-0	Rhodes 15	Johnson 12	Johnson 4
1/4	Home	4,934	Northern Iowa*	W	62-55	3-0	Johnson 24	Johnson 20	Rousseau 2
1/7	Away	4,344	Illinois State*	L	68-72	3-1	Johnson, Miller, Rousseau 16	Johnson 12	Church 3
1/10	Away	3,237	Evansville*	L	55-64	3-2	Johnson 16	Johnson 14	Dixon 5
1/14	Home	4,137	Indiana State*	W	76-73	4-2	Johnson 21	Johnson 16	Johnson, Kreklow, Miller 2
1/17	Home	4,876	Valparaiso*	W	64-57	5-2	Johnson 24	Johnson 17	Rhodes 3
1/20	Away	3,647	Drake*	L	58-61	5-3	Dixon, Rhodes 15	Johnson 11	Dixon 4
1/23	Away	5,041	Bradley*	L	52-72	5-4	Rhodes, Rousseau	Church 9	Rousseau 4
1/27	Home		Southern Illinois*						
1/30	Home		Illinois State*						
2/3	Away		Loyola Chicago*						
2/6	Away		Indiana State*						
2/10	Home		Evansville*						
2/14	Away		Southern Illinois*						
2/18	Home		Drake*						
2/21	Home		Bradley*						
2/24	Away		Northern Iowa*						

MSU is 5-4 in MVC games (4-0 at Home; 1-4 Away); 0-0 overtime, 2-0 December, 3-4 January, 0-0 February, 0-0 March. 2-1 Sunday, 0-0 Monday, 0-1 Tuesday, 1-1 Wednesday, 1-0 Thursday, 1-0 Friday, 0-1 Saturday. Attendance: Home - 18,530 in 4 dates (4,633); Road - 18,709 in 5 dates (3,742); Total - 37,239 in 9 dates (4138).

Missouri State Miscellaneous Statistics

MSU Scoring Margin: +0.3; MSU Rebound Margin: +5.0.

Double-Figure Scoring Games (23): Johnson 7, Dixon 4, Rhodes 4, Miller 3, Rousseau 2, Scurry 2, Church 1, Kreklow 1; Opponents 24.

20-Point Games (4): Johnson 4; Opponents: 4. 30-Point Games (0): none. Opponents 0.

Double-Figure Rebound Games (9): Johnson 8, Miller 1; Opponents 3.

Double-Figure Scoring-Rebound Games (8): Johnson 7, Miller 1; Opponents 3.

Games Leading MSU in Scoring: Johnson 6, Rhodes 3, Rousseau 2, Dixon 1, Miller, 1.

Games Leading MSU in Rebounding: Johnson 8, Church 1.

Games Leading MSU in Assists: Dixon 2, Johnson 2, Kreklow 2, Rousseau 2, Church 1, Miller 1, Rhodes 1.

Margin	1	2	3	4	5	6	7	8	9	10	11	12	13	14	15	16	17	18	19	20	21	26	28	32
Wins	-	-	1	-	1	-	2	-	-	-	-	-	-	-	-	-	1	-	-	-	-	-	-	-
Losses	-	-	1	1	-	-	-	-	1	-	-	-	-	-	-	-	-	-	-	1	-	-	-	-

2017-18 Season Superlatives

MSU Game Highs	Individual	Team
Points	24 Alize Johnson, vs. Loyola Chicago (12/22/17) Alize Johnson, vs. Northern Iowa (1/4/18)	88 vs. Hampton (12/8/17)
Points, Half	20 Alize Johnson, vs. Valparaiso (1/17/18) 2nd	49 vs. Southern University (11/15/17) 1st vs. Hampton (12/8/17) 1st
Field Goals Made	9 Alize Johnson, at North Dakota State (12/4/17) Alize Johnson, vs. Valparaiso (1/17/18)	34 at Western Kentucky (11/10/17)
Field Goal Attempts	21 Alize Johnson, vs. North Dakota State (11/17/17)	69 vs. Southern University (11/15/17)
Field Goal Percentage (min 5 FG) (min 10 FG)	1.000 Obediah Church (5-5), at Western Kentucky (11/10/17) J.T. Miller (5-5), vs. Southern U. (11/15/17)	.557 at Western Kentucky (34-61) (11/10/17)
3 Pt Field Goals Made	5 Alize Johnson, vs. Loyola Chicago (12/22/17) Jarrid Rhodes, at Valparaiso (12/31/17)	13 vs. Hampton (12/8/17)
3 Pt FG Attempts	10 Alize Johnson, vs. Loyola Chicago (12/22/17)	33 at Bradley (1/23/18)
3 Pt FG Percentage (min 3 3FG)	1.000 Jarrid Rhodes (4-4), vs. South Dakota State (12/2/17)	.684 vs. Hampton (13-19) (12/8/17)
Free Throws Made	8 Alize Johnson, vs. Northern Iowa (1/4/18)	23 vs. Colorado State (11/28/17)
Free Throw Attempts	10 Alize Johnson, vs. North Dakota State (11/17/17) Alzie Johnson, vs. Northern Iowa (1/4/18)	29 vs. Colorado State (11/28/17) vs. Indiana State (1/14/18)
Free Throw Percentage (min 5 FTA)	1.000 Alize Johnson (7-7), vs. Manhattan (11/21/17)	.867 at Valparaiso (13-15) (12/31/17)
Rebounds	23 Alize Johnson, vs. North Dakota State (11/17/17)	51 vs. Southern University (11/15/17) vs. Northern Iowa (1/4/18)
Offensive Rebounds	7 Alize Johnson, vs. North Dakota State (11/17/17)	20 vs. Southern University (11/15/17)
Assists	7 Jarred Dixon, at Oral Roberts (12/10/17)	19 vs. South Dakota State (12/2/17) vs. Hampton (12/8/17)
Turnovers	6 Alize Johnson, at Illinois State (1/7/18)	18 at Western Kentucky (11/10/17) at Illinois State (1/7/18)
Blocked Shots	5 Obediah Church, vs. Evangel (11/24/17)	9 vs. Evangel (11/24/17)
Steals	3 Jarred Dixon, vs. Manhattan (11/21/17) Mustafa Lawrence, vs. Evangel (11/24/17) Jarred Dixon, at Evansville (1/10/18)	9 vs. Evangel (11/24/17)
Fouls	----	31 at Western Kentucky (11/10/17)
Opponent Game Highs	Individual	Team
Points	29 Jermaine Marrow, vs. Hampton (12/8/17)	80 at Western Kentucky (11/10/17)
Points, Half	19 Phil Fayne, at Illinois State (1/7/18) 2nd	46 at Western Kentucky (11/10/17) 2nd
Field Goals Made	10 Jermaine Marrow, vs. Hampton (12/8/17)	28 vs. Georgia Southern (11/20/17)
Field Goal Attempts	24 Justin Washington, vs. Evangel (11/24/17)	67 vs. Southern University (11/15/17) vs. Georgia Southern (11/20/17)
Field Goal Percentage (min 5 FG) (min 10 FG)	.875 Cameron Krutwig (7-8), vs. Loyola Chicago (12/22/17) .556 Jermaine Marrow (10-18), vs. Hampton (12/8/17)	.531 at Oral Roberts (26-49) (12/10/17)
3 Pt Field Goals Made	4 done 4 times, last by Darrell Brown, at Bradley (1/23/18)	11 vs. Hampton (12/8/17)
3 Pt FG Attempts	11 Mark Hughes, vs. Wright State (12/19/17) Jordan Barnes, vs. Indiana State (1/14/18)	29 vs. Wright State (12/19/17) vs. Indiana State (1/14/18)
3 Pt FG Percentage (min 3 3FG)	.800 Gerdarius Troutman (4-5), vs. FAU (11/22/17)	.524 vs. Hampton (11-21) (12/8/17)
Free Throws Made	9 Lamonte Bearden, at Western Kentucky (11/10/17) Phil Fayne, at Illinois State (1/7/18)	28 at Western Kentucky (11/10/17)
Free Throw Attempts	10 done 3 times, last by Phil Fayne, at Illinois State (1/7/18)	36 at Western Kentucky (11/10/17)
Free Throw Percentage (min 5 FTA)	1.000 Dru Smith (8-8), at Evansville (1/10/18) Reed Timmer (8-8), at Drake (1/20/18)	.875 at Bradley (14-16) (1/23/18)
Rebounds	15 Justin Johnson, at Western Kentucky (11/10/17)	43 at Drake (1/20/18)
Offensive Rebounds	6 Justin Johnson, at Western Kentucky (11/10/17)	22 vs. Southern University (11/15/17)
Assists	8 Sam Kearns, at Oral Roberts (12/10/17) Darrell Brown, at Bradley (1/23/18)	18 at Oral Roberts (12/10/17)
Turnovers	5 Payton Hulsey, vs. FAU (11/22/17) K.J. Riley, at Evansville (1/10/18)	16 vs. Southern University (11/15/17) at Valparaiso (12/31/17)
Blocked Shots	5 Pauly Paulicap, vs. Manhattan (11/21/17)	7 vs. Manhattan (11/21/17)
Steals	4 Tookie Brown, vs. Georgia Southern (11/20/17) Malik Yarbrough, at Illinois State (1/7/18) Dru Smith, at Evansville (1/10/18)	11 at Illinois State (1/7/18)
Fouls	----	25 vs. Northern Iowa (1/4/18)
Team Lows	Missouri State	Opponents
Points	52 at Bradley (1/23/18)	48 vs. Evangel (11/24/17)
Points, Half	22 vs. North Dakota State (11/17/17) 1st	16 vs. Wright State (12/19/17) 1st
Field Goals Made	18 at Bradley (1/23/18)	16 at Valparaiso (12/31/17)
Field Goal Attempts	51 vs. Loyola Chicago (12/22/17)	46 at Valparaiso (12/31/17)
Field Goal Percentage	.316 at Bradley (18-57) (1/23/18)	.281 vs. Wright State (18-64) (12/19/17)
3 Pt Field Goals Made	1 vs. North Dakota State (11/17/17) vs. Manhattan (11/21/17)	3 vs. South Dakota State (12/2/17) vs. Loyola Chicago (12/22/17) at Drake (1/20/18)
3 Pt FG Attempts	11 vs. Manhattan (11/21/17)	11 at Evansville (1/10/18)
3 Pt FG Percentage	.059 vs. North Dakota State (1-17) (11/17/17)	.115 at Drake (3-26) (1/20/18)
Free Throws Made	4 vs. South Dakota State (12/2/17)	4 vs. Evangel (11/24/17)
Free Throw Attempts	6 vs. South Dakota State (12/2/17)	7 vs. Evangel (11/24/17)
Free Throw Percentage	.500 vs. Evangel (6-12) (11/24/17)	.500 vs. Southern University (9-18), (11/15/17) vs. Wright State (8-16) (12/19/17)
Rebounds	31 at Evansville (1/10/18)	26 done 3 times, last vs. Northern Iowa (1/4/18)
Assists	1 vs. North Dakota State (11/17/17)	5 at Valparaiso (12/31/17)
Turnovers	8 vs. North Dakota State (11/17/17) vs. South Dakota State (12/2/17) at Drake (1/20/18)	5 at Bradley (1/23/18)
Blocked Shots	1 vs. Hampton (12/8/17)	1 vs. Indiana State (1/14/18)
Steals	2 at North Dakota State (12/4/17) & vs. Indiana State (1/14/18)	3 done 6 times, last at Drake (1/20/18)
Fouls	11 vs. Evangel (11/24/17)	12 vs. FAU (11/22/17) & at Evansville (1/10/18)

* Missouri State record

2017-18 Game-by-Game Statistics

Individual Game-by-Game Stats

Opponent	0-Fofana P-R-A	1-Lawrence P-R-A	2-Scurry P-R-A	3-Byrd P-R-A	5-Church P-R-A	11-Dixon P-R-A	14-Rousseau P-R-A	15-Rhodes P-R-A	20-Kreklow P-R-A	21-Owens P-R-A	23-Miller P-R-A	24-Johnson P-R-A	25-Scott P-R-A	34-Bhullar
11/10 at Western Kentucky	0-0-0	3-0-1	12-5-0	DNP	*11-2-0	0-3-3	*12-1-1	* 7-4-4	* 7-1-1	DNP	14-8-1	*13-8-2	DNP	6-4-0
11/15 Southern University	2-4-0	2-2-1	6-3-0	DNP	*4-7-2	5-2-1	*8-2-4	*13-3-1	*11-5-1	0-1-0	16-1-1	*10-14-5	DNP	9-7-1
11/17 North Dakota State	DNP	DNP	9-4-0	DNP	*4-5-0	5-2-0	*5-0-1	* 2-7-0	* 6-3-0	DNP	0-0-0	*23-20-0	DNP	0-0-0
11/20 vs. Ga. Southern #	0-1-0	DNP	8-4-0	DNP	*3-2-3	6-3-0	*7-2-0	*11-5-1	*5-1-1	DNP	17-6-3	*17-14-4	DNP	DNP
11/21 vs. Manhattan#	DNP	DNP	8-2-0	DNP	*12-6-1	5-2-0	*8-3-2	*0-7-5	5-1-3	DNP	*12-4-2	*17-5-1	DNP	2-0-0
11/22 vs. Fla. Atlantic#	DNP	DNP	8-3-0	DNP	*4-6-1	10-4-3	*7-1-0	*14-5-3	2-4-1	DNP	*10-5-4	*14-8-4	DNP	2-3-0
11/24 Evangel	4-4-1	3-4-2	10-5-0	DNP	*10-10-1	*13-0-3	INJ	*4-3-1	8-6-4	5-0-0	*10-6-1	*9-6-3	DNP	4-5-2
11/28 Colorado State %	DNP	3-1-1	12-4-1	DNP	*10-8-1	*9-5-5	7-1-4	*9-5-0	20-1-0	DNP	*3-5-0	*0-4-1	DNP	4-1-0
12/2 vs. South Dakota St.	DNP	DNP	14-4-0	DNP	*6-6-0	*8-3-4	0-3-3	*12-1-3	5-6-3	DNP	*8-2-2	*20-14-2	DNP	0-0-2
12/4 at North Dakota St.	0-0-0	0-0-0	13-7-0	DNP	*5-6-0	*7-2-1	8-4-2	*11-5-0	2-2-2	DNP	*4-4-2	*21-10-2	DNP	0-0-0
12/8 Hampton	0-0-0	0-0-0	9-2-0	DNP	*5-5-2	*17-2-4	3-3-4	*10-4-2	9-2-1	0-0-0	*11-2-3	*17-12-2	DNP	7-5-1
12/10 at Oral Roberts	DNP	0-0-0	11-6-0	DNP	*4-5-0	*9-3-7	DND	*14-5-2	6-0-3	DNP	*13-5-0	*9-7-2	DNP	0-2-0
12/19 Wright State	2-1-0	0-0-0	2-2-0	DNP	*13-8-3	*9-4-2	6-1-3	*12-6-1	*8-1-1	2-2-0	DNP	*12-14-4	DNP	DNP
12/22 Loyola Chicago*	0-1-0	DNP	18-7-0	DNP	*3-0-0	*3-0-3	2-2-0	*2-3-1	*10-5-5	DNP	2-0-1	*24-11-2	SUSP	SUSP
12/31 at Valparaiso*	0-0-0	0-1-0	9-6-0	DNP	*10-4-1	*10-4-3	2-2-3	*15-1-0	*3-3-2	0-0-0	7-2-0	*11-12-4	DNP	SUSP
1/4 Northern Iowa*	1-3-0	DNP	4-6-0	DNP	*2-7-0	*2-2-1	3-1-2	*9-2-0	*4-2-1	DNP	13-6-1	*24-20-1	DNP	SUSP
1/7 at Illinois State*	0-0-0	DNP	5-4-0	DNP	*1-2-3	*5-1-1	16-0-2	*9-1-2	*0-1-1	DNP	16-11-1	*16-12-2	DNP	SUSP
1/10 at Evansville*	2-1-0	0-0-0	10-2-0	DNP	INJ	*6-2-5	9-1-0	*10-5-1	*0-1-4	DNP	0-3-3	*16-14-0	DNP	2-0-0
1/14 Indiana State*	0-1-0	DNP	*3-1-1	DNP	9-2-0	*15-3-1	*7-2-0	*6-3-0	9-0-2	DNP	6-4-2	*21-16-2	DNP	DNP
1/17 Valparaiso*	DNP	DNP	7-5-1	DNP	*8-6-1	*12-3-0	*4-1-0	*5-6-3	3-3-1	0-0-0	1-1-1	*24-17-2	DNP	DNP
1/20 at Drake*	DNP	DNP	8-6-0	DNP	*4-1-0	*15-2-4	*0-2-3	*15-8-0	3-4-2	0-0-0	11-2-2	*2-11-1	DNP	DNP
1/23 at Bradley*	INJ	2-0-0	INJ	DNP	*8-9-2	*6-6-1	*10-1-4	*10-4-0	4-3-2	5-2-1	0-1-1	*7-5-0	DNP	0-0-1
1/27 Southern Illinois*														
1/30 Illinois State*														
2/3 at Loyola Chicago*														
2/6 at Indiana State*														
2/10 Evansville*														
2/14 at Southern Illinois*														
2/18 Drake*														
2/21 Bradley*														
2/24 at Northern Iowa*														
3/1-3/4 MVC Tournament \$														

Pts-Reb-Ass.

Team Game-by-Game Stats

Date	Opponent	MISSOURI STATE							OPPONENTS						
		FG% (fg-fga)	FT% (ft-fta)	3FG%(m-a)	OR-Reb	PF	TO	SCORE	FG% (fg-fga)	FT% (ft-fta)	3FG%(m-a)	OR-Reb	PF	TO	
11/10 at Western Kentucky		.557 (34-61)	.611 (11-18)	.462 (6-13)	11-38	31	18	85-80	.393 (22-56)	.778 (28-36)	.381 (8-21)	13-34	19	15	
11/15 Southern University		.449 (31-69)	.652 (15-23)	.375 (9-24)	20-51	20	9	86-58	.299 (20-67)	.500 (9-18)	.429 (9-21)	22-41	18	16	
11/17 North Dakota State		.328 (20-61)	.684 (13-19)	.059 (1-17)	14-42	17	8	54-57	.393 (22-56)	.583 (7-12)	.300 (6-20)	7-36	15	12	
11/20 vs. Georgia Southern #		.483 (28-58)	.765 (13-17)	.222 (4-18)	11-42	17	17	73-74	.418 (28-67)	.615 (8-13)	.357 (10-28)	12-35	17	8	
11/21 vs. Manhattan #		.436 (24-55)	.800 (20-25)	.091 (1-11)	12-37	19	11	69-65	.434 (23-53)	.733 (11-15)	.421 (8-19)	7-29	23	14	
11/22 vs. Fla. Atlantic#		.460 (29-63)	.750 (9-12)	.333 (4-12)	17-45	13	15	71-60	.356 (21-59)	.813 (13-16)	.313 (5-16)	13-31	12	12	
11/24 Evangel		.500 (33-66)	.500 (6-12)	.400 (8-20)	13-50	11	12	80-48	.317 (20-63)	.572 (4-7)	.211 (4-19)	7-29	13	12	
11/28 Colorado State %		.434 (23-53)	.793 (23-29)	.333 (8-24)	11-36	24	15	77-67	.359 (23-64)	.708 (17-24)	.174 (4-23)	17-41	24	12	
12/2 vs. South Dakota State		.484 (30-62)	.667 (4-6)	.375 (9-24)	11-41	15	8	73-53	.356 (21-59)	.667 (8-12)	.125 (3-24)	9-30	9	7	
12/4 at North Dakota State		.475 (29-61)	.667 (6-9)	.389 (7-18)	12-42	12	12	71-58	.396 (21-53)	.727 (8-11)	.296 (8-27)	4-26	13	8	
12/8 Hampton		.485 (32-66)	.786 (11-14)	.684 (13-19)	10-40	14	11	88-75	.429 (27-63)	.833 (10-12)	.524 (11-21)	5-29	14	8	
12/10 at Oral Roberts		.456 (26-57)	.700 (7-10)	.292 (7-24)	12-35	18	10	66-73	.531 (26-49)	.522 (12-23)	.450 (9-20)	6-26	14	7	
12/19 Wright State		.464 (26-56)	.571 (8-14)	.375 (8-14)	8-42	20	11	66-50	.281 (18-64)	.500 (8-16)	.207 (6-29)	15-40	17	11	
12/22 Loyola Chicago*		.431 (22-51)	.571 (12-21)	.421 (8-19)	9-32	18	12	64-59	.442 (23-52)	.714 (10-14)	.200 (3-15)	7-30	17	10	
12/31 at Valparaiso*		.390 (23-59)	.867 (13-15)	.286 (8-28)	12-40	20	9	67-50	.348 (16-46)	.650 (13-20)	.263 (5-19)	7-31	18	16	
1/4 Northern Iowa*		.370 (20-54)	.667 (18-27)	.250 (4-16)	17-51	17	13	62-55	.377 (20-53)	.579 (11-19)	.222 (4-18)	4-26	25	6	
1/7 at Illinois State*		.463 (25-54)	.692 (9-13)	.333 (9-27)	13-40	23	18	68-72	.404 (23-57)	.800 (20-25)	.286 (6-21)	8-27	16	6	
1/10 at Evansville*		.362 (21-58)	.857 (6-7)	.318 (7-22)	9-31	21	13	55-64	.458 (22-48)	.696 (16-23)	.364 (4-11)	9-38	12	14	
1/14 Indiana State*		.463 (25-54)	.690 (20-29)	.316 (6-19)	10-33	19	11	76-73	.426 (23-54)	.739 (17-23)	.345 (10-29)	8-29	20	10	
1/17 Valparaiso*		.429 (24-56)	.579 (11-19)	.238 (5-21)	12-43	15	15	64-57	.355 (22-62)	.600 (9-15)	.190 (4-21)	13-37	19	11	
1/20 at Drake*		.358 (24-67)	.714 (5-7)	.294 (5-17)	12-40	19	8	58-61	.345 (20-58)	.857 (18-21)	.115 (3-26)	11-43	13	10	
1/23 at Bradley*		.316 (18-57)	.615 (8-13)	.242 (8-33)	17-35	15	11	52-72	.448 (26-58)	.875 (14-16)	.316 (6-19)	14-39	18	5	
1/27 Southern Illinois*															
1/30 Illinois State*															
2/3 at Loyola Chicago*															
2/6 at Indiana State*															
2/10 Evansville*															
2/14 at Southern Illinois*															
2/18 Drake*															
2/21 Bradley*															
2/24 at Northern Iowa*															
3/1-3/4 MVC Tournament \$															

*MVC game; @ Las Vegas Classic; \$ MVC Tournament; OR - Offensive Rebounds; Reb - Total Rebounds; PF - Personal Fouls; TO - Turnovers

Breaking Down the Bears

Missouri State Record When:

Controlling the Tip	9-3
Opponents Control Tip	6-4
Scoring First	12-1
Opponents Score First	3-6
Leading at Half	13-2
Trailing at Half	2-5
Tied at the Half	0-0
Leading with 5:00 Left	14-1
Trailing with 5:00 Left	1-6
Tied with 5:00 Left	0-0
In Overtime	0-0
When Outrebounding Opponents	14-4
When Outrebounded by Opponents	1-3
When Rebounds are Same	0-0
When MSU Commits More Turnovers	10-4
When Opponents Commit More Turnovers	3-3
When Turnovers are Same	2-0
When MSU Shoots 50% or Better	2-0
When MSU Shoots Less than 50%	13-7
When Opponents Shoot 50% or Better	0-1
When Opponents Shoot Less than 50%	15-6
When MSU Shoots Better than Opp	13-3
When Opponents Shoot Better than MSU	2-4
When MSU Shoots 40% or Better from 3pt	4-0
When MSU Shoots Less than 40% from 3pt	11-7
When Opp. Shoots 40% or Better from 3pt	3-1
When Opp. Shoots Less than 40% from 3pt	12-6
When MSU Shoots Better than Opp. from 3pt	11-2
When Opp. Shoots Better than MSU from 3pt	4-5
When MSU has More FT Attempts	9-2
When Opponents have More FT Att	6-5
When Free Throw Attempts are Same	0-0
When MSU Shoots 80% or Better FT	2-1
When MSU Shoots Less than 80% FT	13-6
When Opponents Shoot 80% or Better FT	2-3
When Opponents Shoot Less than 80% FT	13-4
When MSU Shoots Better than Opp. from Line	5-3
When Opp. Shoots Better than MSU from Line	9-4
When Teams Shoot Same from Line	1-0
When MSU Bench Outscores Opp	12-4
When Opponents Bench Outscores MSU	3-2
When Bench Points are Same	0-1
Following an MSU Win #	11-4
Following an MSU Loss #	3-3
<i># Season opener (won) not factored in</i>	
When 0 Players in Double Figures	0-0
When 1 Player in Double Figures	0-1
When 2 Players in Double Figures	3-1
When 3 Players in Double Figures	6-5
When 4 Players in Double Figures	5-0
When 5 or More Players in Double Figures	1-0
In White Uniforms (7-1 home, 1-0 neutral)	8-1
In Black Uniforms (3-3 away, 2-1 neutral)	5-4
In Alternate White Uniforms (2-0 home)	2-0
In Maroon Uniforms (0-2 away, 0-0 neutral)	0-2
In November	6-2
In December	6-1
In January	3-4
In February	0-0
In March	0-0
Day	4-4
Night	11-3

On Sunday	2-2
On Monday	1-1
On Tuesday	3-1
On Wednesday	3-1
On Thursday	1-0
On Friday	4-1
On Saturday	1-1

Team Misc. Stats:

Jump Balls Controlled

Missouri State	12
Opponents	10

Dunks

Missouri State	50
Opponents	27

Charges Drawn

Missouri State	20
Opponents	24

Points in Paint

Missouri State	656 (29.8 ppg)
Opponents	548 (24.9 ppg)

Points Off Turnovers

Missouri State	232 (10.5 ppg)
Opponents	276 (12.5 ppg)

Second-Chance Points

Missouri State	258 (11.7 ppg)
Opponents	215 (9.8 ppg)

Fast-Break Points

Missouri State	135 (6.1 ppg)
Opponents	67 (3.0 ppg)

Bench Scoring

Missouri State	520 / 1525 (23.6 ppg, 34.1%)
Opponents	352 / 1381 (16.0 ppg, 23.1%)

Point Distribution

Seniors	861 (39.1 ppg, 56.5%)
Juniors	628 (28.5 ppg, 41.2%)
Sophomores	23 (1.0 ppg, 1.5%)
Freshmen	13 (0.6 ppg, 0.9%)
Total	1525 (69.3 ppg)

Technical Fouls

Missouri State (career total)	2
Ryan Kreklow (2)	1
Ronnie Rousseau III (1)	1
Opponents	2

Technical Free Throws

Missouri State	2-2 1.000
Ryan Kreklow	2-2 1.000
Opponents	2-2 1.000

3-Second Violation

Missouri State	0
Opponents	0

Shot Clock Expired

Missouri State	7
Opponents	13

Five-Second Violation (in-bounds)

Missouri State	0
Opponents	0

10-Second Violation


Missouri State	0
Opponents	0

Missouri State's First Points

3-Pointer	7
Jumper	4
Free-Throw	4
Tip-in	2
Lay-up	2
Dunk	2
Put-Back	1
Hook Shot	0

By Game Ball



Adidas	9-1 (9-1 home, 0-0 away)
Nike	4-4 (2-3 away, 2-1 neutral)
Wilson	1-2 (1-2 away)
The Rock	1-0 (1-0 neutral)



BEARS IN MVC AND NCAA RANKINGS (As of 1/25)

Category	MVC	NCAA*	Avg.	NCAA Leader	Avg.
Won-Lost Percentage	2	81	68.2	Villanova, Virginia	95.0
Scoring Offense	7	286	69.3	Duke	91.7
Scoring Defense	3	13	62.8	Virginia	51.6
Scoring Margin	2	101	6.5	Purdue	22.6
Field-Goal Percentage	6	239	43.6	Saint Mary's (CA)	52.4
Field-Goal Percentage Defense	1	8	38.6	Michigan St.	35.3
Three-Point Field Goals Per Game	8	283	6.5	Washington St.	11.9
Three-Point Field-Goal Percentage	10	301	32.4	William & Mary	44.5
Three Pt FG Defense	1	6	29.1	San Diego	26.9
Free-Throw Percentage	8	239	69.1	William & Mary	80.7
Rebound Margin	1	18	7.2	Michigan St.	12.1
Assists Per Game	8	270	12.5	Michigan St.	21.0
Assist Turnover Ratio	5	181	1.03	Davidson	1.9
Blocked Shots Per Game	2	82	4.2	Michigan St.	8.0
Steals Per Game	10	314	4.9	Portland St.	11.5
Turnovers Per Game	1	75	12.1	Davidson	9.2
Turnover Margin	10	288	-1.7	Portland St.	8.1
Personal Fouls Per Game	--	174	18.1	Notre Dame	13.2

NCAA rankings out of 351 teams; MVC out of 10 teams; = Top 50 national rankings.

12

Breaking Down the Bears

Opening Tips Won-Lost	Season	Career
Obediah Church	10-10	39-39
Reggie Scurry	2-0	2-0
Jarrid Rhodes	0-0	3-3
Alize Johnson	0-0	1-0

Overtime Tips Won-Lost	Season	Career
Obediah Church	0-0	4-2

First MSU Points	Season	Career
Obediah Church	7	9
Jarrid Rhodes	5	12
Alize Johnson	4	11
Jarred Dixon	2	11
Ronnie Rousseau III	1	8
Ryan Kreklow	1	2
J.T. Miller	1	1
Reggie Scurry	1	1

Led Bears in Scoring	Season	Career
Alize Johnson	13	29
Jarrid Rhodes	5	7
J.T. Miller	4	4
Jarred Dixon	3	9
Ronnie Rousseau III	2	4
Obediah Church	1	3
Ryan Kreklow	1	2

Double-Figure Scoring Games	Season	Career
Alize Johnson	17	41
Jarrid Rhodes	12	21
J.T. Miller	11	11
Reggie Scurry	8	8
Jarred Dixon	7	34
Obediah Church	6	19
Ryan Kreklow	3	16
Ronnie Rousseau III	3	11

20-Point Games	Season	Career
Alize Johnson	7	16
Ryan Kreklow	1	1
Jarred Dixon	0	2
Ronnie Rousseau III	0	1

Led Bears in Rebounding	Season	Career
Alize Johnson	18	43
Obediah Church	3	21
Jarrid Rhodes	1	3
J.T. Miller	1	1
Ryan Kreklow	0	1
Jarred Dixon	0	1

Double-Figure Rebounding Games	Season	Career
Alize Johnson	15	36
Obediah Church	1	6
J.T. Miller	1	1
Jarrid Rhodes	0	1
Jarred Dixon	0	1

Scoring-Rebounding Double-Doubles	Season	Career
Alize Johnson	14	31
Obediah Church	1	2
J.T. Miller	1	1
Jarred Dixon	0	1

Led Bears in Assists	Season	Career
Alize Johnson	7	13
Jarred Dixon	6	14
Ronnie Rousseau III	5	10
Ryan Kreklow	4	7
Jarrid Rhodes	3	4
J.T. Miller	3	3
Obediah Church	1	5

Record as a Starter	Season	Career
Alize Johnson	15-7	32-23
Jarrid Rhodes	15-7	28-21

2017-18 Missouri State Game-by-Game Misc. Scoring Stats

Misc. Scoring	In Paint MSU-Opp	Off T/O MSU-Opp	2nd Ch. MSU-Opp	Fast Brk MSU-Opp	Bench MSU-Opp	Total MSU-Opp	Best Run
11/10 at Western Kentucky	44-26	15-18	17-21	6-4	35-29	85-80	14-0 (+8 to +22)
11/15 Southern University	32-18	19-9	18-21	12-3	40-34	86-58	16-2 (+9 to +23)
11/17 North Dakota State	26-30	10-4	14-10	4-2	14-17	54-57	9-0 (-5 to +4)
11/20 vs. Ga. Southern #	42-24	7-19	15-19	15-4	31-8	73-74	15-3 (-13 to -1)
11/21 vs. Manhattan #	42-20	15-8	11-7	15-6	20-17	69-65	12-3 (-9 to +0)
11/22 vs. FAU#	26-18	8-11	13-11	13-6	22-17	71-60	10-2 (+12 to +20)
11/24 Evangel	44-18	14-6	11-2	12-0	34-13	80-48	20-3 (+4 to +21)
11/28 Colorado State %	24-30	11-18	13-19	7-8	46-6	77-67	11-2 (+9 to +18)
12/2 vs. South Dakota St.	24-30	10-7	9-6	2-2	19-9	72-53	10-2 (+10 to +18)
12/4 at North Dakota State	32-20	12-13	12-4	2-0	23-26	71-58	10-0 (+1 to +11)
12/8 Hampton	28-20	13-18	10-5	10-4	28-20	88-75	11-0 (+11 to +22)
12/10 at Oral Roberts	22-26	5-9	15-7	0-2	17-10	66-73	7-0 (+4 to +11)
12/19 Wright State	32-22	12-15	6-11	2-0	12-10	66-50	13-2 (+5 to +16)
12/22 Loyola Chicago*	22-36	7-16	10-7	2-0	22-8	64-59	9-1 (+1 to +9)
12/31 at Valparaiso*	26-20	15-11	12-2	5-2	18-17	67-50	13-0 (+2 to +15)
1/4 Northern Iowa*	32-26	7-15	6-2	6-2	21-4	62-55	13-1 (+1 to +11)
1/7 at Illinois State*	26-32	7-23	13-13	10-3	37-16	68-72	10-0 (+1 to +11)
1/10 at Evansville*	28-24	7-11	7-6	4-2	13-18	55-64	9-3 (-10 to -4)
1/14 Indiana State*	32-20	9-8	11-5	2-2	24-30	76-73	10-0 (+0 to +10)
1/17 Valparaiso*	34-34	13-19	7-13	2-8	11-18	64-57	18-3 (-4 to +11)
1/20 at Drake*	22-22	9-8	11-9	0-5	22-14	58-61	11-0 (-3 to +8)
1/23 at Bradley*	16-32	7-8	17-15	4-2	11-11	52-72	7-0 (-10 to -3)
1/27 Southern Illinois*							
1/30 Illinois State*							
2/3 at Loyola Chicago*							
2/6 at Indiana State*							
2/10 Evansville*							
2/14 at Southern Illinois*							
2/18 Drake*							
2/21 Bradley*							
2/24 at Northern Iowa*							
3/1-3/4 MVC Tournament \$							
Total	656-548	232-276	258-215	135-67	520-352	1525-1381	---

Largest deficits overcome for victory:

- 9, vs. Manhattan (11/21/17) down 54-45 with 12:28 remaining 2nd half
- 9, vs. Valparaiso (1/17/18) down 13-4 with 13:00 remaining in 1st half
- 6, vs. FAU (11/22/17) down 13-7 with 13:40 remaining in 1st half
- 6, at North Dakota State (12/4/17) down 14-8 with 11:52 remaining in 1st half
- 5, vs. UNI (1/4/18) down 11-6 with 9:56 remaining in 1st half
- MSU has led 6 games wire to wire.

Obediah Church	14-6	40-38
Jarred Dixon	11-5	22-21
J.T. Miller	7-1	7-1
Ronnie Rousseau III	6-4	16-8
Ryan Kreklow	6-4	14-11
Reggie Scurry	1-1	1-1

First MSU Substitute

Reggie Scurry	14	14
Ryan Kreklow	9	26
Tanveer Bhullar	8	8
Ronnie Rousseau III	6	6
J.T. Miller	5	5
Jarred Dixon	1	8
Obediah Church	1	5
Mustafa Lawrence	1	1
Abdul Fofana	1	1
Jarrid Rhodes	0	2

Dunks

Obediah Church	17	89
Reggie Scurry	13	13
J.T. Miller	10	10
Alize Johnson	5	9
Jarrid Rhodes	2	4
Abdul Fofana	2	2
Jarred Dixon	1	3

Charges Drawn

Ryan Kreklow	7	21
Jarred Dixon	3	8
J.T. Miller	3	3
Alize Johnson	2	15
Ronnie Rousseau III	2	4
Jarrid Rhodes	2	2
Reggie Scurry	1	1
Obediah Church	0	2

2017-18 Starting Lineups (*most recent)

G-G-F-F-C (* - Most recent lineup)	W-L
Dixon-Miller-Rhodes-Johnson-Church	5-1
Dixon-Kreklow-Rhodes-Johnson-Church	4-1
Rousseau-Kreklow-Rhodes-Johnson-Church	2-2
Rousseau-Miller-Rhodes-Johnson-Church	2-0
Rousseau-Dixon-Rhodes-Johnson-Church*	1-2
Rousseau-Dixon-Rhodes-Johnson-Scurry	1-0
Dixon-Kreklow-Rhodes-Johnson-Scurry	0-1



No. of Starting Lineups Used Recent Seasons:	
2008-09	13
2009-10	5
2010-11	1
2011-12	1
2012-13	14
2013-14	11
2014-15	10
2015-16	11
2016-17	9
2017-18	7

Last Time It Happened

The Last Time Missouri State ...

Scored 100 Points	100, vs. Fontbonne, 11/17/16
Scored 50 Points in a Half	50, at Southeast Missouri St., 12/7/16 (2nd)
Scored Less than 40 Points	35, at Wichita State, 2/7/15
Scored Less than 20 Points in a Half	18, vs. Bradley, 2/25/15 (2nd)
Shot 80% in a Half	.808, (21-26) vs. Grambling, 11/20/13 (2nd)
Shot 70% in a Half	.706, (12-16), vs. Bradley, 2/1/14 (2nd)
Shot Under 30% in a Game	.281 (16-57), at Drake, 2/22/15
Failed to make a 3-point basket	0, vs. Evansville, 1/7/11
Made 15 3-pointers	15, vs. Jacksonville State, 11/13/16
Attempted 40 Free Throws	41, vs. Wichita State, 1/13/16
Recorded 50-59 Rebounds	51, vs. UNI, 1/4/18
Recorded 60+ Rebounds	62, vs. UMKC, 12/10/79
20+ Rebound Margin	+25, vs. UNI, 1/4/18
20 Offensive Rebounds	20, vs. Southern U., 11/15/17
Recorded 20 Assists	20, vs. Alabama A&M, 11/11/16
Committed 20-29 Turnovers	21, at Wichita State, 2/9/17
Committed 30 Turnovers	30, vs. Cleveland State, 2/22/86
Blocked 10 Shots	11, vs. Drake, 2/24/16
Had 15 Steals	15, vs. Bethune-Cookman, 12/19/07

The Last Time An Opponent ...

Scored 100 Points	100, Fresno State, 11/27/99
Scored 50 Points in a Half	51, at Wichita State, 2/18/16
Scored Less than 40 Points	27, vs. Fontbonne, 11/17/16
Scored Less than 20 Pts. in a Half	16 (1st), vs. Wright State, 12/19/17
Shot 70% in a Half	.810 (17-21), Jacksonville State, 11/13/16 (2nd)
Shot Under 30% in a Game	.281 (18-64), vs. Wright State, 12/19/17
Failed to make a 3-point basket	0, Arkansas State, 12/22/10
Made 15 3-pointers	15, at Illinois State, 12/30/15
Attempted 40 Free Throws	40, at Texas Tech, 11/22/14
Recorded 50-59 Rebounds	52, San Diego State, 11/17/12
Recorded 60+ Rebounds	63, Cincinnati, 1/1/97
20+ Rebound Margin	+20 (49-29), Wichita State, 1/13/16
20 Offensive Rebounds	22, vs. Southern U., 11/15/17
Recorded 20 Assists	20, vs. Wichita State, 2/25/17
Committed 20-29 Turnovers	22, vs. Fontbonne, 11/17/16
Committed 30 Turnovers	32, Harding, 11/16/07
Blocked 10 Shots	10, Arkansas, 12/15/05
Had 15 Steals	16, Arkansas, 12/3/07

The Last Time a Missouri State Player ...

Scored 30-39 Points	30, Alize Johnson vs. Indiana State, 12/31/16
Scored 40-49 Points	44, Jimmie Dull vs. Southeast Missouri, 11/22/77
Scored 50+ Points	53, Jimmie Dull at Kentucky Wesleyan, 2/7/77
Shot 100% from the Field (Min. 6 FGA)	Alize Johnson (8-8), vs. Alabama A&M, 11/11/16
Shot 100% from the Free Throw Line (Min. 10 FTA)	Jarred Dixon (10-10), vs. Northern Iowa, 3/3/17
Made Five 3-pointers	5, Jarrid Rhodes, at Valparaiso, 12/31/17
Grabbed 15 Rebounds	17, Alize Johnson, vs. Valparaiso, 1/17/18
Recorded 20 Rebounds	20, Alize Johnson, vs. UNI, 1/4/18
Grabbed 10 Assists	11, Michael Bizoukas vs. Kennesaw State, 12/17/11
Blocked 5 Shots	5, Obediah Church, vs. Evangel, 11/24/17
Had 5 Steals	6, Jarred Dixon, vs. Illinois State, 1/30/16
Had a Double-Double	Alize Johnson (24 pts., 17 reb.) vs. Valparaiso, 1/17/18
Two Players with Double-Double	Alize Johnson (16 pts., 12 reb.) & J.T. Miller (16 pts., 11 reb.) at Illinois State, 1/7/18
Consecutive Double-Doubles	8, Alize Johnson, 12/18/17 to 1/20/17
Two Players with 20+ Points	Alize Johnson (26) and Dequon Miller (24) at Indiana State, 1/18/17
Five Players Scoring in Double-Figures	Alize Johnson (20), Dequon Miller (20), Jarred Dixon (19), Austin Ruder (12), Obediah Church (10), vs. Jacksonville State, 11/13/16

The Last Time An Opposing Player ...

Scored 30-39 Points	35, Kris Martin, vs. Oral Roberts, 12/14/16
Scored 40-49 Points	45, Harold Robertson, Lincoln, 1/31/76
Scored 50+ Points	never
Shot 100% from the Field (Min. 6 FGA)	Jackie Carmichael (6-6), vs. ISU, 1/1/10
Made Five 3-Pointers	6, Conner Frankamp, vs. Wichita State, 3/4/17
Grabbed 15 Rebounds	15, Justin Johnson, at Western Ky., 11/10/17
Recorded 10 Assists	11, Casey Schlatter vs. Drake, 3/3/16
Blocked 5 Shots	5, Pauly Paulicap, vs. Manhattan, 11/21/17
Had 5 Steals	5, Jamaal Calvin, vs. SEMO, 12/17/16
Had a Double-Double	Elijah Childs (12 pts., 12 reb.), at Bradley, 1/23/18
Had a Triple-Double	Fred VanVleet, at Wichita State, 2/7/15
Two Players with Double-Double	Jarekious Bradley (26 pts., 10 reb.) & Tyler Stone (22 pts., 11 reb.) vs. SEMO, 12/29/13
Two Players with 20+ Points	Phil Fayne (23) and Malik Yarbrough (23), at Illinois State, 1/7/18
Five Players Scoring in Double Figures	at Wichita, 2/9/17, Shaq Morris (13), Zach Brown (12), Conner Frankamp (10), Darral Willis (10), Rauno Nurger (10)

Series History

Missouri State trails	37-45
MSU in Springfield	23-15
MSU in Carbondale	9-25
MSU at Neutral	5-5

12/19/57	H	W	80-59
12/27/61	N ^A	L	58-71
12/21/63	H	L	68-74
2/11/64	A	L	65-99
2/21/64	H	L	64-87
12/5/64	H	W	86-80
2/2/66	A	L	67-71
1/14/67	H	L	49-50
3/1/67	A	L	66-93
1/31/68	A	W	67-62
2/10/68	H	L	70-75
1/30/69	H	W	56-55
2/8/69	A	W	58-52
2/7/70	A	L	82-93
12/3/84	A	L	67-71
12/14/85	H	W	67-50
12/12/87	A	L	74-77
12/22/88	H	L	64-72
1/8/91	A	L	78-80
2/6/91	H	W	79-70
3/18/91	H	L	69-72
2/1/92	A	W	56-49
2/29/92	H	W	66-58
1/30/93	H	W	68-55
2/27/93	A	L	60-68

3/7/93	N*	L	68-76	1/19/26	H	W	71-63
2/5/94	H	W	66-64	2/7/06	A	L	64-66
2/16/94	A	L	56-79	1/13/07	A	L	56-76
3/5/94	N	L	50-52	2/13/07	H	L	47-51
1/14/95	H	L	65-68	12/30/07	A	L	71-79
2/16/95	A	L	67-74	1/23/08	H	W	63-62
2/3/96	H	W	77-65	1/28/09	A	L	57-68
1/22/97	H	W	73-58	2/7/09	H	L	64-72
2/24/97	A	W	88-81	2/3/10	A	L	67-73
1/15/98	A	L	78-106	2/10/10	H	W	77-72
2/2/98	H	L	74-79	1/12/11	H	W	64-51
12/12/98	A	W	76-62	2/23/11	A	W	76-58
2/10/99	H	W (ot)	72-68	3/4/11	N*	W	58-56
12/18/99	H	W	80-73	1/10/12	H	W	77-65
2/28/00	A	W	62-56	8/8/12	A	W	56-54
3/5/00	N*	W	67-56	12/30/12	H	W	70-59
1/6/01	H	W	72-62	2/6/13	A	L	54-62
2/7/01	A	L	65-68	2/7/13	N*	W	61-53
1/7/02	A	L	74-84	1/25/14	H	W	69-63
2/13/02	H	W	78-71	2/8/14	A	L	54-72
3/3/02	N*	L	63-86	12/31/14	A	W	53-50
2/8/03	H	L	75-76	1/31/15	H	W	52-46
2/19/03	A	L	69-74	3/5/15	N*	L	48-55
3/9/03	N*	L	55-64	1/24/16	H	L	65-80
2/3/04	A	L	52-59	2/27/16	A	L	68-78
2/14/04	H	L	58-59	1/7/17	H	L	67-75
3/7/04	N*	W	80-74	1/28/17	A	L (ot)	84-85
1/15/05	A	L	60-61				
1/26/05	H	W	92-77				
3/6/05	N*	W	65-61				

^ Cape Girardeau
* St. Louis

Last Meeting

Southern Illinois 85, Missouri State 84 (ot)

Jan. 28, 2017 -- SIU Arena, Carbondale, Ill. (Attendance: 4,518)

MISSOURI STATE (14-9)	FG	3Pt	FT	OR DR	Reb	PF	Pts.	A	TO	Bk	St	Min
Obediah Church, f.....	2-3	0-0	2-2	5	4	9	4	6	4	3	0	30
Jarrid Rhodes, f.....	4-9	2-6	0-0	0	4	4	3	10	1	2	0	26
Alize Johnson, f.....	9-15	4-6	4-5	1	3	4	3	26	0	0	0	35
Dequon Miller, g.....	5-12	2-3	3-4	0	3	3	15	4	2	0	0	42
Austin Ruder, g.....	1-6	0-3	0-0	0	0	0	2	2	0	0	0	17
Jordan Martin.....	1-1	0-0	0-0	0	0	0	0	2	0	0	0	1
Robin Thompson.....	0-0	0-0	0-0	0	0	0	0	0	0	0	0	1
Jarred Dixon.....	5-11	0-1	4-4	2	4	6	2	14	3	0	1	33
Ryan Kreklow.....	1-3	0-0	0-0	1	2	3	1	2	0	1	0	16
Chris Kendrick.....	3-4	1-1	0-0	0	2	2	1	7	0	2	1	15
Tyler McCullough.....	0-0	0-0	0-0	0	0	0	0	0	0	0	0	4
TEAM.....				2	0	2	0	0	0	0	1	
Totals.....	31-64	9-20	13-15	11	22	33	21	84	12	11	2	3 225

Percentages: Field Goal .484, 3-Point FG .450, Free Throw .867.

SOUTHERN ILL. (12-11)	FG	3Pt	FT	OR DR	Reb	PF	Pts.	A	TO	Bk	St	Min
Sean O'Brien, f.....	11-13	0-0	2-4	5	4	9	5	24	6	2	0	1 39
Thik Bol, f.....	6-9	0-0	2-2	1	4	5	1	14	0	2	2	0 42
Mike Rodriguez, g.....	3-11	1-5	5-6	0	3	3	4	12	6	2	0	1 37
Sean Lloyd, g.....	3-5	2-2	7-9	0	1	1	3	15	2	2	0	0 41
Armon Fletcher, g.....	4-7	0-1	2-4	1	10	11	2	10	1	0	0	0 40-
Jonathan Wiley.....	1-3	0-0	1-1	0	0	0	0	3	1	0	0	0 5
Leo Vincent.....	0-1	0-1	0-0	0	0	0	1	0	0	2	0	0 10
Aaron Cook.....	2-7	1-3	0-0	0	0	0	2	5	0	0	0	2 8
Rudy Stradnieks.....	1-1	0-0	0-0	0	1	1	0	2	0	0	0	0 3
TEAM.....				0	1	1						
Totals.....	31-57	4-12	19-26	7	24	31	18	85	16	10	2	4 225

Percentages: Field Goal .544, 3-Point FG .333, Free Throw .731.

Halftime: MSU 40, SIU 28. Officials: Steve Olson, Ed Crenshaw, Jeff Campbell.

Score by Periods.....	1st	2nd	OT	Total
Missouri State.....	40	29	15	84
Southern Illinois.....	28	41	16	85

JQH Arena Records (2008-present)

Team Records

Points.....	101	Missouri State vs. Central Arkansas, Dec. 4, 2010
Points, Half.....	60	Indiana State vs. Missouri State, Jan. 19, 2010 (2nd half)
Fewest Points.....	27	Fontbonne vs. Missouri State, Nov. 17, 2016
Fewest Points, Half.....	11	Central Arkansas vs. Missouri State, Dec. 13, 2008 (1st half)
Scoring Margin.....	+73	Missouri State (100) vs. Fontbonne (27), Nov. 17, 2016
Field Goals.....	40	Missouri State vs. Alabama A&M, Nov. 11, 2016
Fewest Field Goals.....	10	Fontbonne, Nov. 17, 2016
Field Goal Attempts.....	74	Missouri State vs. Oral Roberts, Dec. 14, 2016
Fewest Field Goal Att.....	33	Air Force vs. Missouri State, Dec. 5, 2009
Field Goal Percentage.....	.636	Missouri State (28-44) vs. Saint Louis, Dec. 18, 2010
Field Goal Pct., Half.....	.810	Jacksonville State (17-21), vs. Missouri State, Nov. 13, 2016
Lowest Field Goal Pct.....	.192	Fontbonne (10-52), vs. Missouri State, Nov. 17, 2016
Three-Point FG.....	15	Missouri State vs. Jacksonville State, Nov. 13, 2016
Fewest 3-Point FG.....	0	done twice, last by Evansville (0-5) vs. Missouri State, Jan. 7, 2011
Three-Point FG Att.....	32	Missouri State vs. Northern Iowa, Jan. 25, 2009
Three-Point FG Pct.+.....	.684	Missouri State (13-19), vs. Hampton, Dec. 8, 2017
Three-Pt. FG Pct., Half+.....	.786	Indiana State (11-14) vs. Missouri State, Jan. 19, 2010 (ot)
Free Throws.....	33	Missouri State vs. Tulsa, Nov. 16, 2013
Free Throw Attempts.....	49	Missouri State vs. Tulsa, Nov. 16, 2013
Fewest Free Throw Att.....	2	Northern Iowa vs. Missouri State, Feb. 15, 2015
Free Throw Percentage (min. 5 Att.).....	1.000	Indiana State (7-7) vs. Missouri State, Feb. 5, 2011
	1.000	Loyola Chicago (7-7) vs. Missouri State, Nov. 13, 2016
	.955	Indiana State (21-22) vs. Missouri State, Feb. 14, 2009
Lowest Free Throw Pct. (min. 10 Att.).....	.267	Liberty (4-15) vs. Missouri State, Nov. 26, 2013
Total Rebounds.....	52	San Diego State vs. Missouri State, Nov. 17, 2012
		Missouri State vs. William Woods, Nov. 27, 2015
		Missouri State vs. Indiana State, Dec. 31, 2016
Offensive Rebounds.....	25	Missouri State vs. Bradley, Jan. 3, 2009
		Missouri State vs. Oral Roberts, Dec. 14, 2016
Fewest Rebounds.....	19	Missouri State vs. Valparaiso, Dec. 15, 2012
Rebound Margin.....	+32	Missouri State (51), vs. Avila (19), Nov. 19, 2014
Assists.....	24	Missouri State vs. Central Arkansas, Dec. 4, 2010
		Missouri State vs. Kennesaw State, Dec. 17, 2011
Turnovers.....	23	Tennessee-Martin vs. Missouri State, Dec. 9, 2009
Fewest Turnovers.....	3	Missouri State vs. Creighton, Jan. 18, 2012
		Missouri State vs. Bradley, March 2, 2013
Blocked Shots.....	11	Missouri State vs. Drake, Feb. 24, 2016
Steals.....	14	Southeast Missouri State vs. Missouri State, Dec. 17, 2016
Fouls.....	34	Tulsa vs. Missouri State, Nov. 16, 2013
Fewest Fouls.....	9	Missouri State vs. Northern Iowa, Jan. 6, 2016
Consecutive Wins at JQH.....	19	Missouri State, Feb. 6, 2010 to Jan. 30, 2011
Consecutive Non-Conference Wins.....	22	Missouri State, Nov. 16, 2009 to Dec. 7, 2011
Consecutive Conference Wins.....	7	Missouri State, Feb. 6, 2010 to Jan. 30, 2011

+ - Minimum 10 attempts per game and 6 per half; ^ - Minimum 5 FG, 3 3-pointers and 5 FT made.

Individual Records

Points, Game.....	39	Doug McDermott, Creighton vs. Missouri State, Jan. 11, 2013
Points, MSU Player.....	38	Marcus Marshall, vs. Eastern Illinois, Nov. 14, 2014
Points, Half.....	28	Doug McDermott, Creighton vs. Missouri State, Jan. 11, 2013 (2nd)
Points, Season.....	294	Kyle Weems, Missouri State, 2009-10 (21 g, 14.0 ppg)
Season Scoring Average.....	14.4	Jarmar Gulley, Missouri State, 2013-14 (17 g, 244 pts.)
Points, Career.....	982	Kyle Weems, Missouri State, 2008-12 (70 games, 14.0 ppg)
Points, Opponent Career.....	92	Desmond Yates, Middle Tennessee (4 games, 23.0 ppg) (D. McDermott 69, 3g)
Field Goals.....	15	Doug McDermott, Creighton vs. Missouri State, Jan. 11, 2013
Field Goal Attempts.....	24	Michael DeLoach, Norfolk State vs. Missouri State, Dec. 20, 2008
		Justin Washington, Evangel vs. Missouri State, Nov. 24, 2017
Field Goal Pct. ^ (min 5 FG).....	1.000	Alize Johnson (8-8), Missouri State vs. Alabama A&M, Nov. 11, 2016
(min. 10 att.).....	.833	Kyle Weems (10-12), Missouri State vs. Drake, Dec. 31, 2011
		Seth Tuttle (10-12), Northern Iowa vs. Missouri State, Feb. 15, 2015
Three-Point FG.....	7	done 3 times, last by Kris Martin, Oral Roberts vs. Missouri State, Nov. 14, 2016
Three-Point FG Att.....	14	Corey Lyons, Norfolk State vs. Missouri State, Dec. 20, 2008
		Kris Martin, Oral Roberts vs. Missouri State, Nov. 14, 2016
Three-Point FG Pct. ^.....	1.000	Joe Wolfinger (5-5), Citadel vs. Maryland Eastern Shore, Nov. 22, 2009
	1.000	Jermaine Mallett (5-5), Missouri State vs. Illinois State, Jan. 1, 2011
	1.000	Nathan Scheer (5-5), Missouri State vs. Southern Illinois, Dec. 30, 2012
Free Throws.....	18	Adam Koch, Northern Iowa vs. Missouri State, Jan. 25, 2009
Free Throw Attempts.....	21	Devonte Brown, Indiana State vs. Missouri State, Feb. 13, 2016
Free Throw Pct. ^.....	1.000	Jermaine Mallett (11-11), Missouri State vs. Southern Illinois, Feb. 10, 2010
Rebounds, Game.....	21	Josh Cunningham, Bradley vs. Missouri State, Feb. 25, 2015
		Egidijus Mockevicius, Evansville vs. Missouri State, Jan. 2, 2016
Offensive Rebounds.....	11	Josh Cunningham, Bradley vs. Missouri State, Feb. 25, 2015
Rebounds, Season.....	194	Alize Johnson, Missouri State (17g, 11.4 rpg)
Season Rebounding Average.....	11.4	Alize Johnson, Missouri State (17 g, 194 reb.)
Rebounds, Career.....	433	Kyle Weems, Missouri State, 2008-12 (70 g, 6.2 rpg)
Assists.....	12	Michael Bizoukas, Missouri State vs. Evansville, Jan. 15, 2012
Turnovers.....	7	done 4 times, last by Malcolm Drumwright, Jacksonville St. vs. Missouri State, Nov. 13, 2016
Blocked Shots.....	7	Gregory Echenique, Creighton vs. Missouri State, Jan. 22, 2011
Steals.....	6	Chris Kendrick, Missouri State vs. Utah State, Dec. 1, 2015
		Jarred Dixon, Missouri State vs. Illinois State, Jan. 30, 2016 (ot)
Minutes.....	55	Chris Kendrick, Missouri State vs. Bradley, Feb. 25, 2015 (3ot)

Year-by-Year at JQH Arena

Year	W-L	Pct.	Attendance	Avg.
2008-09	9-8	.529	121,502	7,147
2009-10	19-2	.900	139,543	6,645
2010-11	16-1	.974	129,118	7,595
2011-12	8-7	.533	105,750	7,050
2012-13	8-7	.533	91,207	6,080
2013-14	14-3	.824	88,690	5,217
2014-15	8-6	.571	74,201	5,300
2015-16	8-7	.533	62,106	4,140
2016-17	11-6	.647	71,161	4,186
2017-18	9-1	.900	44,224	4,422
Totals	110-48	.696	927,502	5,870

JQH Arena Attendance Highs

11,077	vs. Wichita State, Feb. 26, 2011 (W 69-64)
10,881	vs. Arkansas, Nov. 22, 2008 (W 62-57)
10,776	vs. #6 Wichita State, Jan. 11, 2014 (L 69-72, ot)
10,655	vs. Creighton, Jan. 22, 2011 (W 67-66)
10,008	vs. Illinois State, Jan. 1, 2010 (W 68-64)
9,901	vs. Northern Iowa, Jan. 30, 2011 (L 59-60)
9,376	vs. Northern Iowa, Jan. 28, 2012 (W 63-51)
9,134	vs. Evansville, Jan. 11, 2011 (W 65-50)
9,124	vs. #18 Creighton, Jan. 18, 2012 (L 65-66)
9,111	vs. Bradley, Jan. 9, 2010 (W 88-69)
9,101	vs. Creighton, Feb. 6, 2010 (W 70-52)
9,087	vs. #25 UNI, Jan. 30, 2010 (L 54-55)

JQH Arena Career Records

Scoring	G	Points	Avg.
Kyle Weems (2008-12).....	70	982	14.0
Will Creekmore (2008-11).....	50	493	9.9
Adam Leonard (2009-11).....	38	457	12.0
Jarmar Gulley (2011-12, 13-14).....	32	426	13.3
Dequan Miller (2015-17).....	32	420	13.1
Christian Kirk (2011-15).....	60	417	7.0
Jermaine Mallett (2009-11).....	38	416	10.9
Alize Johnson (2016-pres.).....	27	404	15.0
Marcus Marshall (2012-15).....	28	393	14.0
Anthony Downing (2011-13).....	30	389	13.0
Jarred Dixon (2015-pres.).....	42	376	9.0
Keith Pickens (2009-14).....	55	357	6.5
Chris Kendrick (2014-17).....	44	356	8.1
Caleb Patterson (2009-12).....	49	352	7.2
Dorrian Williams (2012-16).....	54	346	6.4
Rebounding	G	Reb	Avg.
Kyle Weems (2008-12).....	70	433	6.2
Alize Johnson (2016-pres.).....	27	328	12.1
Will Creekmore (2008-11).....	50	264	5.3
Obediah Church (2015-pres.).....	42	253	6.0
Keith Pickens (2009-14).....	55	241	4.4

MSU vs. All Opponents at JQH Arena

Air Force.....	1-0	Malone.....	1-0
Alabama A&M.....	2-0	Md. Eastern Shore.....	1-0
Arkansas.....	1-0	Middle Tennessee.....	1-1
Arkansas State.....	2-0	Murray State.....	1-1
Auburn.....	1-0	Nevada.....	1-0
Avila.....	1-0	Norfolk State.....	1-0
Bradley.....	8-1	North Dakota State.....	1-1
UC-Irvine.....	1-0	Northern Iowa.....	3-7
Cameron.....	1-0	Oklahoma State.....	0-1
Central Arkansas.....	2-0	Old Dominion.....	0-1
Chicago State.....	1-0	Oral Roberts.....	4-1
The Citadel.....	1-0	Pacific.....	2-0
Colorado State.....	1-0	Pepperdine.....	1-0
Creighton.....	3-3	Philander Smith.....	1-0
Drake.....	8-1	Saint Louis.....	1-0
Eastern Illinois.....	1-0	San Diego State.....	0-1
Eastern Michigan.....	1-1	Southeast Missouri St.....	2-1
Emporia State.....	1-0	Southern Illinois.....	6-3
Evangel.....	1-0	Southern University.....	1-0
Evansville.....	6-3	TAMU-Corpus Christi.....	1-0
Fontbonne.....	1-0	UT-Martin.....	1-0
Grambling.....	1-0	Tulsa.....	3-1
Hampton.....	2-0	Utah.....	0-1
Illinois State.....	5-4	Utah State.....	0-1
Indiana State.....	8-2	Valparaiso.....	1-2
IUPUI.....	1-0	Wichita State.....	2-7
Jacksonville.....	0-1	William Woods.....	1-0
Jacksonville State.....	1-0	Wright State.....	1-0
Kennesaw State.....	1-0		
Liberty.....	1-0	<i>Neutral-site records at JQH Arena:</i>	
Little Rock.....	3-0	Arkansas St. 0-2; UC Irvine 1-1 Cit-	
Louisiana Tech.....	1-0	adel 2-0; Eastern Mich. 1-1; UMES	
Loyola Chicago.....	3-2	0-2; Middle Tenn. 2-0; Norfolk St.	
		0-2; Pacific 1-0; Pepperdine 1-0.	

Bears at Home

RECORD:	OVERALL	HOME	AWAY	NEUTRAL
ALL GAMES	9-1	9-1	0-0	0-0
CONFERENCE	4-0	4-0	0-0	0-0
NON-CONFERENCE	5-1	5-1	0-0	0-0

#	Player	gp-gs	Total		3-Point		F-Throw		Rebounds				Other			pts	avg					
			min	avg	fg-fga	fg%	3fg-fga	3fg%	ft-fa	ft%	off	def	tot	avg	pf			dq	a	to	blk	stl
24	Alize Johnson	10-10	283	28.3	58-126	.460	14-44	.318	34-50	.680	39	95	134	13.4	21	0	22	19	4	4	164	16.4
11	Jarred Dixon	10-8	271	27.1	28-64	.438	10-16	.625	24-28	.857	2	21	23	2.3	25	0	20	14	6	10	90	9.0
20	Ryan Kreklow	10-5	255	25.5	26-69	.377	18-50	.360	18-20	.900	3	25	28	2.8	21	0	16	16	2	9	88	8.8
02	Reggie Scurry	10-1	170	17.0	31-68	.456	1-4	.250	17-28	.607	20	19	39	3.9	19	0	3	9	11	3	80	8.0
15	Jarrid Rhodes	10-10	281	28.1	26-71	.366	15-40	.375	5-8	.625	9	33	42	4.2	18	0	9	9	2	9	72	7.2
23	J.T. Miller	9-3	135	15.0	23-42	.548	3-7	.429	13-19	.684	3	22	25	2.8	13	0	10	10	2	3	62	6.9
05	Obediah Church	10-9	213	21.3	28-44	.636	0-1	.000	12-24	.500	23	35	58	5.8	21	0	10	11	19	4	68	6.8
14	Ronnie Rousseau III	9-4	228	25.3	17-51	.333	4-18	.222	7-17	.412	3	10	13	1.4	16	0	18	12	1	4	45	5.0
34	Tanveer Bhullar	5-0	53	10.6	10-26	.385	0-1	.000	4-8	.500	7	11	18	3.6	9	0	4	10	2	0	24	4.8
01	Mustafa Lawrence	5-0	38	7.6	3-11	.273	2-8	.250	0-0	.000	1	6	7	1.4	2	0	4	1	0	4	8	1.6
21	Ross Owens	5-0	27	5.4	3-8	.375	1-6	.167	0-0	.000	1	2	3	0.6	3	0	0	2	1	0	7	1.4
00	Abdul Fofana	7-0	46	6.6	3-7	.429	0-0	.000	3-5	.600	4	10	14	2.0	7	0	1	2	1	2	9	1.3
Team											9	7	16					2				
Total.....		10	2000		256-587	.436	68-195	.349	137-207	.662	124	296	420	42.0	175	0	117	117	51	52	717	71.7
Opponents.....		10	2000		218-598	.365	61-216	.282	102-160	.638	105	233	338	33.8	182	5	97	108	30	54	599	59.9

Career vs. Southern Illinois

Obediah Church

Season	gp-gs	min/avg	Total		3-Point		F-Throws		Rebounds				Other			Scoring				
			fg-fga	pct	fg-fga	pct	ft-fa	pct	off	def	tot	avg	pf	fo	ast	to	blk	stl	pts	avg
2015-16	2-2	63/31.5	5-8	.625	0-0	.000	0-5	.000	2	8	10	5.0	4	0	5	2	2	3	10	5.0
2016-17	2-2	62/31.0	6-8	.750	0-0	.000	5-8	.625	8	7	15	7.5	6	0	5	4	5	1	17	8.5
TOTAL	4-4	125/31.3	11-16	.688	0-0	.000	5-13	.385	10	15	25	6.3	10	0	10	6	7	4	27	6.8

Jarred Dixon

Season	gp-gs	min/avg	Total		3-Point		F-Throws		Rebounds				Other			Scoring				
			fg-fga	pct	fg-fga	pct	ft-fa	pct	off	def	tot	avg	pf	fo	ast	to	blk	stl	pts	avg
2015-16	2-2	65/32.5	10-21	.476	1-5	.200	2-2	1.000	1	5	6	3.0	5	0	5	7	1	5	23	11.5
2016-17	2-1	61/30.5	12-22	.545	1-2	.500	4-4	1.000	4	6	10	5.0	6	0	4	1	2	1	29	14.5
TOTAL	4-3	126/31.5	22-43	.512	2-7	.286	6-6	1.000	5	11	16	4.0	11	0	9	8	3	6	52	13.0

Alize Johnson

Season	gp-gs	min/avg	Total		3-Point		F-Throws		Rebounds				Other			Scoring				
			fg-fga	pct	fg-fga	pct	ft-fa	pct	off	def	tot	avg	pf	fo	ast	to	blk	stl	pts	avg
2016-17	2-2	71/35.5	13-24	.542	4-8	.500	7-13	.538	3	12	15	7.5	6	0	3	2	0	3	37	18.5
TOTAL	2-2	71/35.5	13-24	.542	4-8	.500	7-13	.538	3	12	15	7.5	6	0	3	2	0	3	37	18.5

Ryan Kreklow

Season	gp-gs	min/avg	Total		3-Point		F-Throws		Rebounds				Other			Scoring				
			fg-fga	pct	fg-fga	pct	ft-fa	pct	off	def	tot	avg	pf	fo	ast	to	blk	stl	pts	avg
2015-16	2-0	42/21.0	6-16	.375	4-12	.333	3-5	.600	3	2	5	2.5	9	1	3	3	0	2	19	9.5
2016-17	2-1	37/18.5	4-11	.364	2-7	.286	0-0	.000	2	5	7	3.5	2	0	0	3	0	0	10	5.0
TOTAL	4-1	79/19.8	10-27	.370	6-19	.316	3-5	.600	5	7	12	3.0	11	1	3	6	0	2	29	7.3

Jarrid Rhodes

Season	gp-gs	min/avg	Total		3-Point		F-Throws		Rebounds				Other			Scoring				
			fg-fga	pct	fg-fga	pct	ft-fa	pct	off	def	tot	avg	pf	fo	ast	to	blk	stl	pts	avg
2016-17	2-2	53/26.5	6-14	.429	2-8	.250	0-0	.000	1	5	6	3.0	5	0	1	4	0	0	14	7.0
TOTAL	2-2	53/26.5	6-14	.429	2-8	.250	0-0	.000	1	5	6	3.0	5	0	1	4	0	0	14	7.0

Game 1

Nov. 10, 2017, E. A. Diddle Arena, Bowling Green, Ky. Missouri State 85, Western Kentucky 80

Newcomer J.T. Miller led five Missouri State players in double-figures to help the Bears to an 85-80 opening-night victory at Western Kentucky.

Miller went 7-for-12 from the field with three dunks and 8 rebounds.

Alize Johnson played just 14 minutes but accounted for 13 points and 8 rebounds, including four key free throws in the final 32.1 seconds for the Bears.

After MSU (1-0) built a 22-point lead out of the gates, WKU whittled its way back with ample free throw opportunities and made a game of it late.

With the Bears up 66-57 after a layup by Miller at the 8:30 mark, WKU went on a 7-0 run in the span of 100 seconds to make it a two-point game. But a gutsy layup by Reggie Scurry followed on MSU's next possession to give coach Paul Lusk's club some breathing room.

Inside three minutes to go, WKU got a free throw from Darius Thompson to pull within 72-70, but a triple by Ronnie Rousseau III silenced the crowd of more than 5,200 at E.A. Diddle Arena with 2:07 on the clock.

Rousseau scored again on MSU's next possession and made it 77-72, but the home club did not stop coming with a dunk by Dwight Coleby and a trey by Thompson, the latter of which made it 81-77 with 24.1 to go.

After Johnson missed the second of a two-shot foul chance at the 21.1 mark, Lamonte Bearden drained his third 3-pointer of the night to make it 82-80 with 15 ticks to play.

The Bears dug deep and responded with back-to-back defensive stops, sandwiched in between free throws by Ryan Kreklow and Johnson to seal the win.

Scurry and Rousseau each scored 12 for the Bears, and Obediah Church added 11 points.

MSU shot 55.7 percent from the field and out-rebounded the Hilltoppers, 38-34.

Western Kentucky finished 28-of-36 (.778) at the foul line and had 12 fewer field goals than the visitors. Bearden led WKU with 24 points.

Missouri State jumped out of the gates like a Kentucky thoroughbred, building a 26-4 advantage in the first eight minutes and forcing two Hilltopper timeouts.

The game shifted slightly after that with WKU picking up 14 of its next 18 points at the free throw line over the next eight-plus minutes. A charity shot by Thompson with 3:43 to go in the opening stanza made it a 38-22 contest.

After a dunk by Scurry built MSU's lead back to 16 with just under three minutes to play in the half, freshman Mustafa Lawrence nailed a triple from the left side to give the Bears a 43-26 advantage at the 1:55 mark.

With MSU being whistled for 18 fouls in the first 20 minutes, the Bears' went deep down the bench for the stretch, and WKU took advantage with a pair of 3-pointers and another couple of free throws to make it 45-34 at the midway point.

Missouri State 85, Western Kentucky 80

E.A. Diddle Arena, Bowling Green, Ky. (Attendance: 5,241)

MISSOURI STATE (1-0)	FG	3Pt	FT	ORDR	Reb	PF	Pts.	A	TO	Bk	St	Min
Obediah Church, f.....	5-5	0-0	1-2	1	1	2	4	11	0	0	2	13
Jarrid Rhodes, f.....	2-5	1-2	2-2	1	3	4	4	7	4	3	0	36
Alize Johnson, f.....	4-8	1-3	4-7	1	7	8	4	13	2	1	0	14
Ronnie Rousseau III, g.....	5-8	2-3	0-0	1	0	1	3	12	1	2	0	28
Ryan Kreklow, g.....	1-4	1-3	4-4	0	1	1	3	7	1	2	0	21
Abdul Fofana.....	0-0	0-0	0-0	0	0	0	0	0	0	0	0	1
Mustafa Lawrence.....	1-1	1-1	0-0	0	0	0	1	3	1	0	0	5
Reggie Scurry.....	6-8	0-0	0-0	1	4	5	5	12	0	3	1	18
Jarred Dixon.....	0-5	0-1	0-0	1	2	3	0	0	3	2	0	23
J.T. Miller.....	7-12	0-0	0-1	2	6	8	3	14	1	2	0	29
Tanveer Bhullar 3-5.....	0-0	0-2	2	2	4	4	6	0	3	0	1	12
TEAM.....				1	1	2						Deadball: 1
Totals.....	34-61	6-13	11-18	11	27	38	31	85	13	18	3	5 200

Percentages: Field Goal .557, 3-Point FG .462, Free Throw .611.

WESTERN KY. 0-1)	FG	3Pt	FT	ORDR	Reb	PF	Pts.	A	TO	Bk	St	Min
Marek Nelson, f.....	0-1	0-1	8-10	2	2	4	1	8	0	2	0	16
Dwight Coleby, f.....	3-5	0-0	2-4	1	0	1	4	8	0	2	2	18
Justin Johnson, f.....	2-8	0-2	7-8	6	9	15	4	11	3	2	0	36
T. Hollingsworth, g.....	2-8	1-2	0-0	0	1	1	2	5	4	2	0	39
Darius Thompson, g.....	7-17	3-9	2-4	0	3	3	5	19	1	2	2	39
Tyler Miller.....	0-0	0-0	0-0	0	0	0	0	0	0	0	0	1
Lamonte Bearden.....	6-12	3-3	9-10	2	3	5	1	24	1	4	1	30
Jake Ohmer.....	2-5	1-4	0-0	0	0	0	2	5	0	1	0	21
TEAM.....				2	3	5						Deadball: 3
Totals.....	22-56	8-21	28-36	13	21	34	19	80	9	15	5	3 200

Percentages: Field Goal .393, 3-Point FG .381, Free Throw .778.

Halftime: MSU 45, WKU 34; Officials: Blake Harris, Chris Hudson, John St. Clair.

Score by Periods.....	1st	2nd	Total
Missouri State.....	45	40	85
Western Kentucky.....	34	46	80

Game 2

Nov. 15, 2017, JQH Arena, Springfield, Mo. Missouri State 86, Southern University 58

Alize Johnson posted a double-double, and J.T. Miller notched a team-high 16 points to lead Missouri State past visiting Southern University, 86-58, in the Bears' 2017-18 home opener.

Johnson finished with 10 points, 14 rebounds and 5 assists in a 22-minute assignment, while Miller was 5-for-5 from the field, including a pair of 3-pointers.

MSU, which out-rebounded the Jaguars by a 51-41 margin, also got 13 points from Jarrid Rhodes and 11 from Ryan Kreklow in the victory.

Missouri State never trailed in the contest and pulled ahead by as many as 31 points in the second half.

Southern was led by Brendon Ganaway with 11 points, and Eddie Reese with 10. Reese knocked down three 3-pointers on the night, while teammate Emanuel Sheperd tallied 9 rebounds to lead the visitors.

The Bears burst out to a 9-0 lead in the first three minutes before the Jags even got on the board. MSU stretched its lead to double figures on a dunk by Miller at 13:36 that made it 15-5 at the time.

The Bears used a 9-0 run later in the opening half, including five points by Miller to push ahead 37-19 and then doubled up the Jaguars, 42-21 on a fast-break layup by Ronnie Rousseau III.

Missouri State ended the half on another run that included a triple by Miller, who had 13 points in the first stanza, and a layup by Rhodes. The Bears shot 52.9 percent from the field in the first 20 minutes and had 14 assists on 18 field goals.

The second half was much the same early. A triple by Rousseau on the first bucket of the period doubled up the score again, 52-26 before Kreklow hit two of his three treys on the night over the next two minutes.

Kreklow gave MSU its first 30-point lead of the night, 62-32 on a jumper with 15:17 to go.

The visitors took advantage of MSU's reserves midway through the second half with Sheperd converting a pair of layups and the Jags collecting 3-pointers by Reese and Richard Lee to get within 69-47 at the 9:15 mark.

But Missouri State reeled off the game's next eight points with scores by Jarred Dixon, Reggie Scurry, Obediah Church and Johnson over the next five minutes to put the game on ice.

Missouri State 86, Southern University 58

JQH Arena, Springfield, Mo. (Attendance: 4,876)

SOUTHERN U. (0-3)	FG	3Pt	FT	ORDR	Reb	PF	Pts.	A	TO	Bk	St	Min
Jared Sam, f.....	3-12	0-0	2-3	4	3	7	3	8	1	2	1	29
Patrick Smith, f.....	1-5	1-2	0-0	1	0	1	0	3	1	0	0	12
LaQuentin Collins, g.....	0-4	0-3	0-3	0	0	0	1	0	1	1	0	14
Eddie Reese, g.....	3-8	3-6	1-2	1	1	2	0	10	3	2	1	23
Jamar Sandifer, g.....	1-8	1-2	0-0	2	1	3	2	3	2	2	0	15
Emanuel Sheperd.....	4-8	0-0	0-0	4	5	9	3	8	0	2	0	28
Chris Thomas.....	0-0	0-0	0-0	0	0	0	0	0	0	0	0	2
Brendon Ganaway.....	3-4	2-3	3-3	0	0	0	0	11	1	1	0	14
Torrey Mayo.....	0-1	0-0	0-0	0	2	2	2	0	1	2	0	8
Aaron Ray.....	3-7	1-1	2-5	3	1	4	1	9	0	2	0	22
Shaquille Benson.....	0-3	0-0	1-2	4	5	9	4	1	0	1	1	10
DeRias Johnson.....	0-1	0-1	0-0	0	0	0	1	0	0	0	0	2
Richard Lee.....	1-5	1-3	0-0	0	0	0	1	3	1	1	0	19
Mubashar Ali.....	1-1	0-0	0-0	1	0	1	0	2	0	0	0	2
TEAM.....				2	1	3						Deadball: 5
Totals.....	20-67	9-21	9-18	22	19	41	18	58	11	16	4	7 200

Percentages: Field Goal .299, 3-Point FG .429, Free Throw .500.

MISSOURI STATE (2-0)	FG	3Pt	FT	ORDR	Reb	PF	Pts.	A	TO	Bk	St	Min
Obediah Church, f.....	2-5	0-0	0-0	5	2	7	3	4	2	0	1	17
Jarrid Rhodes, f.....	5-10	3-5	0-0	1	2	3	1	13	1	1	0	25
Alize Johnson, f.....	3-8	0-3	4-6	5	9	14	3	10	5	0	0	22
Ronnie Rousseau III, g.....	3-5	1-1	1-2	0	2	2	2	8	4	0	0	23
Ryan Kreklow, g.....	4-11	3-8	0-0	2	3	5	2	11	1	3	1	22
Abdul Fofana.....	0-1	0-0	2-3	1	3	4	0	2	0	0	1	8
Mustafa Lawrence.....	1-4	0-2	0-0	1	1	2	0	2	1	0	0	11
Reggie Scurry.....	2-5	0-1	2-2	2	1	3	3	6	0	2	1	17
Jarred Dixon.....	2-6	0-1	1-4	0	2	2	2	5	1	1	2	21
Ross Owens.....	0-1	0-1	0-0	0	1	1	0	0	0	0	0	3
J.T. Miller.....	5-5	2-2	4-4	0	1	1	1	16	1	0	0	17
Tanveer Bhullar.....	4-8	0-0	1-2	3	4	7	3	9	1	2	1	14
TEAM.....				0	0	0						Deadball: 5
Totals.....	31-69	9-24	15-23	20	31	51	20	86	17	9	7	6 200

Percentages: Field Goal .449, 3-Point FG .375, Free Throw .652.

Halftime: MSU 49, SU 26; Officials: Jeff Campbell, Ervin Wilson, Owen Shortt.

Score by Periods.....	1st	2nd	Total
Southern U.....	26	32	58
Missouri State.....	49	37	86

Game 3

**Nov. 17, 2017, JQH Arena, Springfield, Mo.
North Dakota State 57, Missouri State 54**

Alize Johnson posted game highs with 23 points and 20 rebounds, but it wasn't quite enough as the Bears dropped a 57-54 decision to visiting North Dakota State. NDSU was led by A.J. Jacobson with 14 points, including 3 first-half 3-pointers.

After trailing by as many as 10 in the first half, MSU took charge out of the gates in the second stanza and led by as many as five. With less than four minutes to go in the game, the Bears went up 51-48 on a jumper by Ronnie Rousseau III but could not convert another field goal down the stretch.

NDSU tied the game, 52-52, on a floater by Jacobson with 2:58 remaining and then crept ahead by two on a pair of foul shots by Tyson Ward a minute later. MSU's Ryan Kreklow sank two clutch charity shots of his own at the 1:54 mark to knot the score for the last time, 54-54.

The Bison gained the edge on two free throws by Jacobson, and then both clubs went cold in the final 90 seconds.

Missouri State missed five straight field goal attempts, most highly contested near the rim, but it was the final shot of the night that looked like it might bail out the home club. With NDSU creeping ahead by three on a foul shot by Ward with 8.5 ticks showing, Johnson brought the ball down the court and picked up his dribble with time winding down. He found a streaking Jarrid Rhodes whose potential game-tying 3-pointer from the right wing looked on target, but just rimmed out as the final horn sounded.

Johnson was 8-of-21, and Reggie Scurry was 4-for-9 from the field, but the rest of the Bears combined to go 8-for-31 in a classic, defensive battle. For the night, MSU converted 32.8 percent overall and just 1-of-17 from long range.

Johnson's 20 rebounds was just one shy of a career high in his second straight double-double of the young campaign.

The Bears started the night in hibernation, missing their first three shots before Johnson converted a fast-break layup for the first points of the game nearly three-and-a-half minutes in.

Rhodes and Obediah Church followed suit to give MSU a 6-2 lead out of the gates as the Bison missed nine of their first 10 attempts.

After a Ryan Kreklow jumper at the 12:38 mark put the Bears up 8-5, NDSU went on a 14-1 run over the next six minutes to take a 19-9 advantage. MSU ended the dry spell with back-to-back buckets by Johnson, including a steal and layup to get within six.

After Jacobson's third trey of the opening half gave NDSU a 22-13 lead with just over five minutes to go, the Bears ended the stanza on a 9-2 run to get within 24-22 at the intermission. Church, Scurry and Jarred Dixon led the surge, including a huge triple by Dixon with 30 seconds to go before the break.

North Dakota State 57, Missouri State 54

JQH Arena, Springfield, Mo. (Attendance: 4,701)

NDSU (1-2)	FG	3Pt	FT	ORDR	Reb	PF	Pts.	A	TO	Bk	St	Min	
A.J. Jacobson, f.....	4-7	3-5	3-4	0	1	1	0	14	0	1	2	1	27
Dylan Miller, f.....	1-4	0-0	0-0	1	0	1	3	2	1	0	0	0	14
Paul Miller, g.....	5-16	2-5	1-3	0	7	7	2	13	1	4	0	1	36
Jared Samuelson, g.....	0-2	0-2	0-0	0	1	1	1	0	1	0	0	0	16
Tyson Ward, g.....	4-10	0-3	3-4	4	6	10	0	11	3	2	0	2	32
Chris Quayle.....	0-0	0-0	0-0	0	1	1	1	0	2	1	0	0	10
Cameron Hunter.....	1-4	0-2	0-0	0	2	2	2	2	1	3	0	0	26
Deng Geu.....	5-9	1-1	0-0	2	4	6	3	11	0	0	1	0	13
Spencer Eliason.....	2-2	0-0	0-1	0	2	2	2	4	1	1	0	0	20
Rocky Kreuser.....	0-2	0-2	0-0	0	1	1	1	0	1	0	0	0	6
TEAM.....				0	4	4							Deadball: 4
Totals.....	22-56	6-20	7-12	7	29	36	15	57	11	12	3	4	200

Percentages: Field Goal .393, 3-Point FG .300, Free Throw .583.

MISSOURI STATE (2-1)	FG	3Pt	FT	ORDR	Reb	PF	Pts.	A	TO	Bk	St	Min	
Obediah Church, f.....	2-2	0-0	0-2	1	4	5	1	4	0	2	3	0	24
Jarrid Rhodes, f.....	1-11	0-5	0-0	1	6	7	2	2	0	1	0	2	33
Alize Johnson, f.....	8-21	0-2	7-10	7	13	20	4	23	0	0	0	1	26
Ronnie Rousseau III, g.....	2-7	0-4	1-2	0	0	0	2	5	1	2	0	0	36
Ryan Kreklow, g.....	1-4	0-3	4-4	0	3	3	3	6	0	2	0	2	33
Reggie Scurry.....	4-9	0-0	1-1	4	0	4	1	9	0	0	1	0	20
Jarred Dixon.....	2-4	1-1	0-0	0	2	2	2	5	0	0	0	0	16
J.T. Miller.....	0-2	0-1	0-0	0	0	0	1	0	0	0	0	0	9
Tanveer Bhullar.....	0-1	0-1	0-0	0	0	0	1	0	0	1	0	0	3
TEAM.....				1	0	1							Deadball: 4
Totals.....	20-61	1-17	13-19	14	28	42	17	54	1	8	4	5	200

Percentages: Field Goal .328, 3-Point FG .059, Free Throw .684.

Halftime: NDSU 24, MSU 22; Officials: Randy Heimerman, Winston Stith, K.D. Burdett.

Score by Periods	1st	2nd	Total
North Dakota State.....	24	33	57
Missouri State.....	22	32	54

Game 4

**Nov. 20, 2017, Germain Arena, Estero, Fla.
Georgia Southern 74, Missouri State 73**

Alize Johnson scored 17 points and snagged a game-high 14 rebounds, but a second-half streak by unbeaten Georgia Southern helped hand the Bears a 74-73 loss in the opening round of the Gulf Coast Showcase at Germain Arena.

The Bears took their first lead of the game with 16:39 remaining on a 3-pointer by Ryan Kreklow to bring MSU all the way back from an early 12-point hole.

The lead see-sawed back and forth over the next four minutes before the Eagles went on a decisive 13-2 run to push ahead 67-57 on a tip-in by Sean O'Connell with just over eight minutes to play. GSU then scored four of the game's next five points to take its biggest lead of the afternoon, 71-58 at the 6:44 mark.

During that pivotal 10-minute stretch, the Bears committed six turnovers and put themselves in a difficult predicament. But in a game full of key scoring runs, the Bears saved their best for last, hitting on all cylinders over the game's final six minutes.

With the Bears' defense stepping up its efforts, Reggie Scurry started MSU's late scoring run with a traditional 3-point play, followed by a flashy layup by J.T. Miller. Miller later scored high off the glass with less than two minutes to go, and then MSU had a pivotal sequence off a GSU miss with just over a minute to play. Obediah Church blocked a shot by Tookie Brown which Johnson corralled and fed to a streaking Miller to get MSU within 73-68.

Miller then made it a 73-70 game with a huge dunk at the 34-second mark.

Brown, who had a game-high 20 points, then missed the front end of a one-and-one with 18.4 seconds to go to give MSU a chance to tie. After a long possession, Johnson lined up a potential game-tying three from the top of the key, but it missed just long.

GSU's Ike Smith gathered the rebound and was fouled with 5.6 seconds to play. He was sent to the line and made the first free throw, but missed the second. MSU rushed down the floor, and Jarrid Rhodes knocked down a clutch triple from the right wing to get MSU closer, but time expired before the Bears could foul again.

Miller scored a season-high 17 points for MSU, while Rhodes added 11 playing in his home state.

The Bears finished with 17 turnovers, shot 48.3 percent from the field on 28-of-58 shots and dropped in a season-best 76.5 percent (13-of-17) from the foul line. Aside from Ronnie Rousseau III, who was 2-for-2 from beyond the arc, the Bears were cold from long range, making just 4-of-18 (.222) threes as a team.

Missouri State out-rebounded Georgia Southern by a 42-35 margin.

In the first half, the Eagles jumped out to an 18-6 lead in the first five minutes to help the Sun Belt squad take a 44-38 lead into the intermission.

Georgia Southern 74, Missouri State 73

Germain Arena, Estero, Fla. (Attendance: 823)

MISSOURI STATE (2-2)	FG	3Pt	FT	ORDR	Reb	PF	Pts.	A	TO	Bk	St	Min	
Obediah Church, f.....	0-0	0-0	2-2	1	1	2	3	2	3	1	2	0	22
Ronnie Rousseau III, g.....	2-3	2-2	1-2	0	2	2	4	7	0	2	0	0	16
Jarrid Rhodes, f.....	5-11	1-4	0-0	2	3	5	1	11	1	3	0	0	27
Ryan Kreklow, g.....	2-6	1-4	0-0	0	1	1	3	5	1	1	0	1	20
Alize Johnson, f.....	5-12	0-5	7-8	5	9	14	0	17	4	3	1	0	35
Abdul Fofana.....	0-0	0-0	0-0	0	1	1	0	0	0	1	0	0	0
Reggie Scurry.....	3-6	0-0	2-2	1	3	4	3	8	0	3	0	1	17
Jarred Dixon.....	3-9	0-2	0-1	1	2	3	2	6	0	3	0	0	33
J.T. Miller.....	8-11	0-1	1-2	1	5	6	1	17	3	0	0	1	30
TEAM.....				0	4	4							Deadball: 0
Totals.....	28-58	4-18	13-17	11	31	42	17	73	12	17	3	3	200

Percentages: Field Goal .483, 3-Point FG .222, Free Throw .765.

GA. SOUTHERN (4-0)	FG	3Pt	FT	ORDR	Reb	PF	Pts.	A	TO	Bk	St	Min	
Montae Glenn, f.....	1-4	0-0	1-2	2	4	6	2	3	1	1	0	1	19
Mike Hughes, f.....	4-9	3-7	0-0	1	4	5	2	11	2	1	0	2	32
Ike Smith, g.....	8-23	0-7	3-5	2	4	6	1	19	1	2	1	0	31
Tookie Brown, g.....	7-13	4-6	2-3	1	3	4	2	20	5	1	1	4	34
Jake Allsmitter, g.....	5-9	3-7	0-0	0	1	1	5	13	0	0	0	0	26
Jared Hamilton 1-5.....	0-0	0-0	0-0	0	1	1	0	2	0	1	0	1	17
B.J. Gladden.....	0-0	0-0	0-0	0	0	0	1	0	0	2	0	0	2
Shawn O'Connell.....	1-1	0-0	0-0	1	0	1	3	2	0	0	0	1	10
Quan Jackson.....	0-0	0-0	0-0	0	1	1	0	0	0	0	1	0	3
Coye Simmons.....	1-2	0-0	2-3	2	4	6	0	4	1	0	0	0	21
David-Lee Jones Jr.....	0-1	0-1	0-0	0	1	1	1	0	0	0	0	0	5
TEAM.....				3	0	3							Deadball: 1
Totals.....	28-67	10-28	8-13	12	23	35	17	74	10	8	3	9	200

Percentages: Field Goal .418, 3-Point FG .357, Free Throw .615.

Halftime: GSU 44, MSU 38; Officials: John Hampton, Tommy Short, Andrew Walton.

Score by Periods	1st	2nd	Total
Missouri State.....	38	35	73
Georgia Southern.....	44	30	74

Game 5

Nov. 21, 2017, Germain Arena, Estero, Fla. Missouri State 69, Manhattan 65

Alize Johnson's layup with 12 seconds remaining helped guide the Missouri State Bears to a 69-65 comeback win over Manhattan in the second round of the Gulf Coast Showcase.

Johnson led all scorers with 17 points and finished a perfect 7-for-7 at the line. MSU also got 12 points apiece from J.T. Miller and Obediah Church who each added five field goals.

The Bears led for the game's first 10 minutes, but fell behind after the Jaspers' amped up their full-court pressure to take MSU of its offensive rhythm. However, with just over six minutes to go in the game, Obediah Church's dunk in transition brought MSU all the way back from a nine-point deficit to tie the game at 57.

Manhattan recaptured the lead briefly, but the game's final four minutes belonged to the Bears. Ronnie Rousseau III knocked down two key free throws to get MSU closer before Miller tied the game, 61-61, on a running floater with just 3:45 to play.

Church added another big dunk a minute later to give the Bears their first lead since the opening half, but the Jaspers tied it again after Rich Williams was fouled by Miller and made both free throws. With 1:44 to play, Johnson scored on a put-back off a missed corner three by Kreklow to put MSU up 65-63.

That score held up until the final 40 seconds when Manhattan's Williams tied the game again on a challenged 15-foot jumper to make it 65-65. The Bears called a timeout at the 28-second mark to set up what proved to be the winning play – Johnson's layup with a dozen ticks to go.

Manhattan used its final timeout at 5.3 seconds before the final buzzer, but the Bears snuffed out the set play, and Kreklow gathered in a loose ball to end the threat. He iced the game's final two free throws to help hand MSU a four-point victory.

MSU held the Jaspers to just 29 percent shooting in the second half and forced seven turnovers in that span to set up the comeback. The Bears also scored 13 second-half field goals compared to just seven by Manhattan.

Church scored all 12 of his points in the final stanza, going 5-for-5 from the field with 5 caroms and a pair of blocks down the stretch. For his part, Johnson was also key in the clutch, making 4-of-6 second-half shots while helping MSU out-rebound MC by a 22-15 margin in that span.

For the game, the Bears finished 24-of-55 (.436) overall from the field and a season-best 20-of-25 (.800) at the foul line. MSU also enjoyed a 37-29 rebounding advantage with just 11 turnovers in a defensive-oriented contest.

After firing an impressive 55 percent from the field in the first half, Manhattan finished 23-for-53 (.434) from the field and 8-of-19 (.421) from three. The Jaspers got 15 points apiece from Aaron Walker and Rich Williams in a solid team effort.

Missouri State 69, Manhattan 65

Germain Arena, Estero, Fla. (Attendance: 841)

MISSOURI STATE (3-2)	FG	3Pt	FT	OR DR	Reb	PF	Pts.	A	TO	Bk	St	Min	
Obediah Church, f.....	5-6	0-0	2-4	4	2	6	3	12	1	1	2	0	24
Ronnie Rousseau III, g.....	2-6	0-2	4-4	1	2	3	1	8	2	2	0	1	31
Jarrid Rhodes, f.....	0-3	0-2	0-0	2	5	7	1	0	5	0	0	1	22
J.T. Miller, g.....	5-12	0-0	2-3	2	2	4	4	12	2	2	0	1	31
Alize Johnson, f.....	5-10	0-2	7-7	2	3	5	4	17	1	4	0	0	32
Reggie Scurry.....	4-5	0-0	0-1	0	2	2	2	8	0	0	0	0	14
Jarred Dixon.....	2-6	0-0	1-2	0	2	2	1	5	0	0	0	3	21
Ryan Kreklow.....	1-6	1-5	2-2	0	1	1	1	5	3	1	0	2	18
Tanveer Bhullar.....	0-1	0-0	2-2	0	0	0	2	2	0	1	0	0	7
TEAM.....				0	4	4							Deadball: 0
Totals.....	24-55	1-11	20-25	12	25	37	19	69	14	11	2	8	200

Percentages: Field Goal .436, 3-Point FG .091, Free Throw .800.

MANHATTAN (3-2)	FG	3Pt	FT	OR DR	Reb	PF	Pts.	A	TO	Bk	St	Min	
Nehemiah Mack, g.....	1-1	0-0	2-3	0	0	0	3	4	3	1	0	0	17
Aaron Walker Jr., f.....	5-10	2-3	3-4	1	2	3	3	15	1	4	0	1	24
Calvin Crawford, g.....	2-4	2-3	0-0	0	5	5	1	6	4	3	1	1	33
Rich Williams, g.....	5-11	1-3	4-4	0	7	7	4	15	3	1	0	1	32
Pauly Paulicap, f.....	4-7	0-0	0-2	2	1	3	4	8	0	0	5	0	21
Patrick Strzala.....	0-0	0-0	0-0	0	0	0	1	0	0	1	0	0	8
Zavier Turner.....	1-2	0-0	2-2	0	1	1	1	4	1	3	0	0	21
Zane Waterman.....	3-11	2-6	0-0	0	1	1	4	8	0	1	1	1	22
Thomas Capuano.....	2-5	1-2	0-0	1	2	3	1	5	2	0	0	0	18
Ebube Ebube.....	0-2	0-2	0-0	0	0	0	1	0	0	0	0	0	4
TEAM.....				3	3	6							Deadball: 2
Totals.....	23-53	8-19	11-15	7	22	29	23	65	14	14	7	4	200

Percentages: Field Goal .434, 3-Point FG .421, Free Throw .733.

Halftime: MC 39, MSU 34; Officials: Rick Crawford, Craig Murley, Tim Ebersole.

Score by Periods.....	1st	2nd	Total
Missouri State.....	34	35	69
Manhattan.....	39	26	65

Game 6

Nov. 22, 2017, Germain Arena, Estero, Fla. Missouri State 71, FAU 60

Missouri State got 14 points apiece from Jarrid Rhodes and Alize Johnson and rode the strength of five significant runs to put away Florida Atlantic, 71-60, in the consolation championship game of the Gulf Case Showcase.

Johnson snagged a team-high 8 rebounds and dished out 4 assists, while Rhodes knocked down three 3-pointers for MSU. The Bears also got 10 points apiece from J.T. Miller and Jarred Dixon.

FAU got a game-high 16 points from Gerdarius Troutman, who was 4-for-5 from long range, and 10 rebounds from Amir Smith.

After leading 36-28 at the midway point, the Bears opened up the second half with a 7-0 run that Johnson ignited with a mid-range jumper. Ronnie Rousseau III followed that up with a 3-pointer, and Rhodes converted a layup to push the Bears ahead, 43-28, less than 90 seconds into the final period.

The Bears' lead grew to 20 points later in the half on a 10-2 outburst by the Springfield club. Dixon and Reggie Scurry contributed four points apiece in the run that made it 55-35 with 12:31 to play.

MSU's defense kept the Owls without a field goal for more than seven minutes midway through the second half, and Dixon's jumper with 8:24 to play gave the Bears their biggest lead of the afternoon, 63-40.

Obediah Church threw home a one-handed dunk on a long, laser-like pass from Johnson with seven-and-a-half minutes to go that put the Bears up 65-43.

FAU responded with a 10-0 run, but victory was assured with solid free throw shooting by Miller and Ryan Kreklow in the clutch, while Johnson ended a five-minute field goal drought by the Bears to put things on ice.

Missouri State held FAU to just 35.6 percent shooting for the game on 21-of-59 attempts while using impressive defensive runs to force 12 turnovers and out-rebound the Owls by a 45-31 margin.

MSU finished 29-of-63 (.460), including an even 50-percent in the second half, and converting 9-of-12 (.750) from the stripe with 16 assists.

In the first half, the bigger Owls jumped out to a 9-3 lead before MSU used a 12-4 run over the next six minutes to lead 15-13. Baskets by Miller, Scurry and two by Rousseau sparked an 8-0 Bears' run in a stretch that changed the tides.

FAU retook the lead briefly, 17-15, midway through the opening period, but the Bears rallied behind a Johnson-led 6-0 rally to push back in front.

With under three minutes left in the half, Rhodes sparked an 11-2 run before the intermission with a pair of 3-pointers and a layup. His four-point play with 33 seconds left in the half made it a 36-25 game before FAU canned a triple before the final horn to send the Bears to a 36-28 lead at the break.

Missouri State 71, FAU 60

Germain Arena, Estero, Fla. (Attendance: 868)

FAU (2-3)	FG	3Pt	FT	OR DR	Reb	PF	Pts.	A	TO	Bk	St	Min	
Anthony Adger, g.....	4-10	0-4	4-4	0	4	4	0	12	2	1	0	0	28
William Pfister, f.....	1-3	0-0	1-2	4	1	5	3	3	2	0	3	1	30
Gerdarius Troutman, f.....	6-10	4-5	0-0	0	1	1	0	16	0	2	0	2	30
Jailyn Ingram, g.....	4-12	0-2	4-4	1	1	2	2	12	0	2	0	0	31
Ronald Delph, c.....	0-4	0-0	0-0	1	4	5	2	0	0	0	0	1	15
Payton Hulsey.....	2-6	0-0	0-0	1	0	1	2	4	2	5	0	3	13
Je'Quan Perry.....	1-2	1-2	0-0	0	1	1	2	3	1	0	0	1	12
Justin Massey.....	0-5	0-3	4-6	0	0	0	0	4	0	1	0	0	14
Tre' Maloney.....	0-1	0-0	0-0	0	0	0	0	0	0	0	0	0	1
Simeon Lepichev.....	0-0	0-0	0-0	0	0	0	0	0	0	1	0	0	4
Amir Smith.....	3-6	0-0	0-0	4	6	10	1	6	0	0	2	1	22
TEAM.....				2	0	2							Deadball: 1
Totals.....	21-59	5-16	13-16	13	18	31	12	60	7	12	5	9	200

Percentages: Field Goal .356, 3-Point FG .313, Free Throw .813.

MISSOURI STATE (4-2)	FG	3Pt	FT	OR DR	Reb	PF	Pts.	A	TO	Bk	St	Min	
Obediah Church, f.....	2-4	0-0	0-2	4	2	6	2	4	1	2	3	1	26
Ronnie Rousseau III, g.....	3-7	1-1	0-0	0	1	1	4	7	0	2	0	1	25
Jarrid Rhodes, f.....	5-9	3-5	1-1	1	4	5	2	14	3	0	0	0	27
J.T. Miller, g.....	4-7	0-0	2-2	1	4	5	3	10	4	3	1	1	27
Alize Johnson, f.....	6-14	0-3	2-3	3	5	8	2	14	4	4	0	1	32
Reggie Scurry.....	3-5	0-0	2-2	2	1	3	0	8	0	0	0	0	8
Jarred Dixon.....	5-8	0-0	0-0	2	2	4	0	10	3	1	0	0	27
Ryan Kreklow.....	0-4	0-3	2-2	0	4	4	0	2	1	2	0	0	15
Tanveer Bhullar.....	1-5	0-0	0-0	2	1	3	0	2	0	0	0	0	12
TEAM.....				2	4	6							Deadball: 2
Totals.....	29-63	4-12	9-12	17	28	45	13	71	16	15	4	4	200

Percentages: Field Goal .460, 3-Point FG .333, Free Throw .750.

Halftime: MSU36, FAU 28; Officials: Rod Dixon, Craig Murley, Andrew Walton.

Score by Periods.....	1st	2nd	Total
Florida Atlantic.....	28	32	60
Missouri State.....	36	35	71

Game 7

Nov. 24, 2017, JQH Arena, Springfield, Mo.

Missouri State 80, Evangel 48

All 11 Missouri State players in uniform found the scoring column, including a team-high 13 points by Jarred Dixon, to lead the Bears past Evangel, 80-48.

J.T. Miller, Obediah Church and Reggie Scurry also added 10 points apiece for MSU, which shot an even 50 percent from the field and out-rebounded the Crusaders by a 50-29 margin.

The game was the home guarantee as part of MSU's entry into the recently-completed Gulf Coast Showcase in Florida. It was also the Bears' fourth game in a five-day span.

Paul Lusk's club led wire-to-wire and jumped out of the gates to a 20-5 lead in the first 10 minutes. A close-range by Miller just over two minutes in gave the transfer from Howard University his 1,000th career point.

Nearly 13 minutes into the game, the Bears opened up a 21-point advantage on a traditional 3-point play by Church, who snagged a game-high 10 rebounds for his second career double-double.

Evangel responded with an 8-0 run powered by Jalen Norman and Justin Washington to get its deficit back to 13.

But right before the intermission, the home club rallied again, getting a dunk by Scurry to start things before a dunk-back by Church and a trey by Dixon – his first of three on the night.

The second half proved much the same with Ross Owens giving the Bears their first 30-point lead on a mid-range jumper at the 8:06 mark. Owens and Ryan Kreklow added triples in the final five minutes before Scurry put MSU over 80 points for the third time this season with a close-range bucket in the final minute.

The Bears knocked down eight 3-pointers for the game, their most since Nov. 15 against Southern, and accounted for 44 points in the paint and 34 bench points in picking up their third straight win.

Kreklow led MSU with 4 assists, Mustafa Lawrence tallied 3 steals, and Church added 5 blocked shots to his already-impressive stat line.

Evangel was led by Washington's game-high 19 points on 8-of-24 shooting and a team-high 6 rebounds.

Missouri State 80, Evangel 48

JQH Arena, Springfield, Mo. (Attendance: 3,485)

EVANGEL (1-7)	FG	3Pt	FT	ORDR	Reb	PF	Pts.	A	TO	Bk	St	Min	
Jalen Norman, f.....	3-6	0-2	0-0	2	1	3	1	6	2	1	2	3	29
Justin Washington, f.....	8-24	0-0	3-4	1	5	6	3	19	2	1	0	0	29
Braden Adams, g.....	2-9	0-2	0-0	0	1	1	0	4	1	1	1	0	26
Autry Acord, g.....	0-0	0-0	0-0	0	2	2	3	0	1	0	0	1	17
Luke Call, g.....	2-9	2-7	0-0	1	1	2	0	6	1	0	0	2	22
Dylan Bekemeier.....	3-6	2-3	0-0	0	3	3	1	8	1	2	0	1	17
Neyko Dominguez.....	0-0	0-0	0-0	0	1	1	0	0	0	1	0	0	3
Mark Braunberger.....	0-0	0-0	0-0	0	0	0	0	0	0	0	0	0	1
Scott Blakeslee.....	1-2	0-0	1-2	0	3	3	1	3	0	0	0	0	17
Clark Brewington.....	0-3	0-3	0-0	0	1	1	0	0	1	0	0	0	8
Isaac Blakeslee.....	0-3	0-2	0-0	0	1	1	0	0	1	1	0	0	17
Shomari King.....	0-0	0-0	0-1	1	0	1	2	0	1	1	0	0	3
Jacob Smith.....	0-0	0-0	0-0	0	1	1	0	0	0	0	0	0	3
Marcus Miller.....	1-1	0-0	0-0	0	0	0	2	2	0	3	0	0	7
Chad Stegeman.....	0-0	0-0	0-0	0	0	0	0	0	0	1	0	0	1
TEAM.....				2	2	4		Deadball: 4					
Totals.....	20-63	4-19	4-7	7	22	29	13	48	10	12	4	7	200

Percentages: Field Goal .317, 3-Point FG .211, Free Throw .571.

MISSOURI STATE (5-2)	FG	3Pt	FT	ORDR	Reb	PF	Pts.	A	TO	Bk	St	Min	
Obediah Church, f.....	3-4	0-0	4-7	3	7	10	0	10	1	1	5	0	16
Jarrid Rhodes, f.....	2-6	0-3	0-0	1	2	3	2	4	1	1	1	1	23
Alize Johnson, f.....	4-8	1-3	0-0	1	5	6	1	9	3	0	0	1	19
Jarred Dixon, g.....	4-6	3-3	2-2	0	0	0	1	13	3	0	0	0	23
J.T. Miller, g.....	5-7	0-0	0-0	0	6	6	2	10	1	0	0	1	18
Abdul Fofana.....	2-4	0-0	0-0	1	3	4	2	4	1	0	0	2	12
Mustafa Lawrence.....	1-4	1-4	0-0	0	4	4	2	3	2	1	0	3	21
Reggie Scurry.....	5-9	0-0	0-1	4	1	5	0	10	0	2	1	0	15
Ryan Kreklow.....	3-8	2-4	0-0	1	5	6	0	8	4	1	0	1	27
Ross Owens.....	2-4	1-3	0-0	0	0	0	0	5	0	1	1	0	9
Tanveer Bhullar.....	2-7	0-0	0-2	1	4	5	1	4	2	4	1	0	17
TEAM.....				1	0	1		Deadball: 3	1				
Totals.....	33-66	8-20	6-12	13	37	50	11	80	18	12	9	9	200

Percentages: Field Goal .500, 3-Point FG .400, Free Throw .500.

Halftime: MSU 42, EU 23; Officials: Gene Grimshaw, Pat Boeh, Kelly Davis.

Score by Periods.....	1st	2nd	Total
Evangel.....	23	25	48
Missouri State.....	42	38	80

Game 8

Nov. 28, 2017, JQH Arena, Springfield, Mo.

Missouri State 77, Colorado State 67

Ryan Kreklow scored a career-high 20 points, and Missouri State held off a late surge by visiting Colorado State to lead the Bears to a 77-67 victory as part of the Mountain West-Missouri Valley Conference Challenge series.

The Bears, who never trailed, also got 12 points from Reggie Scurry and 10 points and 8 rebounds from Obediah Church to help secure the win.

Prentiss Nixon tallied 20 points for Colorado State (3-4), which also got 14 points from Deion James and 13 from Che Bob. Bob notched a game-high 12 rebounds for the Rams.

The Bears jumped out to an 8-2 lead early and then extended their advantage to 20-8 at the midway point of the first half after back-to-back 3-pointers by Jarrid Rhodes and Kreklow.

Kreklow finished 3-of-6 from bonus distance on the night.

MSU kept the pressure on the visitors and used a 5-0 run that included a steal and layup by Jarred Dixon to lead 25-9. The Bears would match their biggest lead of the opening stanza – 16 points – five more times, including a buzzer-beating layup by Tanveer Bhullar just before the intermission.

Colorado State made things interesting with a 7-0 run to start the second half, but the Bears responded three minutes into the final period with a triple from Rhodes and a close-range bucket by Church to get the MSU edge back to 14.

MSU's lead grew to as many as 20 with 7:50 to play on a transition trey by Kreklow that followed a corner three by Ronnie Rousseau III moments earlier.

MSU then went the next three minutes without a field goal while CSU chipped away. J.T. Miller's jumper with 4:41 to play made it a 67-55 game to stop the bleeding, but the Rams answered with a quick 4-0 outburst to cut their deficit to eight.

With two minutes remaining, CSU scored on back-to-back dunks by Bob and James that made the score 69-63 with 1:47 to play, and when James kissed the glass with a short jumper at the 1:29 to go, it trimmed MSU's advantage to 69-65.

But the final minute belonged to the home club. Rhodes, Kreklow and Dixon each contributed clutch free throws down the stretch as MSU converted 8-of-10 from the stripe and got a series of defensive stops to put the double-figure win on ice.

MSU was out-rebounded for the first time, 41-36, but dominated the pine with 46 bench points to CSU's 6. MSU's junior class combined for 51 points from Kreklow, Church, Scurry and Dixon, to help cushion the scoring load with the club's top point producer Alize Johnson held scoreless for the just the second time in his career.

The Bears held Colorado State to just 35.9 percent shooting (23-of-64) overall and 4-of-23 (.174) from long range. MSU also did a great job at the foul line, converting 23-of-29 (.793) from the stripe and 43.4 percent (23-of-53) overall.

Missouri State 77, Colorado State 67

JQH Arena, Springfield, Mo. (Attendance: 4,895)

COLORADO ST. (3-4)	FG	3Pt	FT	ORDR	Reb	PF	Pts.	A	TO	Bk	St	Min	
Che Bob, f.....	4-13	0-3	5-8	5	7	12	4	13	1	2	2	1	35
Deion James, f.....	5-7	0-0	4-4	3	1	4	4	14	0	1	0	1	24
Nico Carvacho, c.....	2-6	0-0	2-4	4	2	6	1	6	1	2	0	0	22
Prentiss Nixon, g.....	7-19	2-11	4-4	0	6	6	5	20	0	1	0	2	36
J.D. Paige, g.....	3-10	1-5	1-2	2	3	5	1	8	2	3	0	0	35
Raquan Mitchell.....	0-1	0-0	0-0	0	0	0	2	0	0	1	0	0	9
Lorenzo Jenkins.....	1-3	1-2	1-2	0	1	1	1	4	0	1	0	0	12
Robbie Berwick.....	0-1	0-0	0-0	0	0	0	1	0	0	1	0	0	6
Anthony Bonner.....	1-4	0-2	0-0	0	3	3	5	2	2	0	0	0	19
Logan Ryan.....	0-0	0-0	0-0	0	0	0	0	0	0	0	0	0	2
TEAM.....				3	1	4		Deadball: 3					
Totals.....	23-64	4-23	17-24	17	24	41	24	67	6	12	2	4	200

Percentages: Field Goal .359, 3-Point FG .174, Free Throw .708.

MISSOURI STATE (6-2)	FG	3Pt	FT	ORDR	Reb	PF	Pts.	A	TO	Bk	St	Min	
Obediah Church, f.....	4-4	0-0	2-4	6	2	8	3	10	1	1	1	1	32
Jarrid Rhodes, f.....	2-6	2-6	3-5	0	5	5	4	9	0	1	0	0	22
Alize Johnson, f.....	0-7	0-5	0-0	0	4	4	0	4	1	4	1	0	24
Jarred Dixon, g.....	2-6	0-1	5-5	1	4	5	3	9	5	2	1	2	35
J.T. Miller, g.....	1-5	0-1	1-2	2	3	5	4	3	0	1	0	0	13
Mustafa Lawrence.....	1-2	1-2	0-0	0	1	1	0	3	1	0	0	1	4
Reggie Scurry.....	3-5	1-1	5-5	1	3	4	3	12	1	0	3	0	15
Ronnie Rousseau III.....	2-4	1-2	2-2	0	1	1	0	7	4	3	0	1	18
Ryan Kreklow.....	6-11	3-6	5-6	0	1	1	3	20	0	2	0	1	32
Tanveer Bhullar.....	2-3	0-0	0-0	1	0	1	0	4	0	0	0	0	5
TEAM.....				0	1	1		Deadball: 4	1				
Totals.....	23-53	8-24	23-29	11	25	36	24	77	13	15	6	6	200

Percentages: Field Goal .434, 3-Point FG .333, Free Throw .793.

Halftime: MSU 42, CSU 26; Officials: Randy McCall, Verne Harris, Larry Spaulding.

Score by Periods.....	1st	2nd	Total
Colorado State.....	26	41	67
Missouri State.....	42	35	77

Game 9

Dec. 2, 2017, Stanford Pentagon, Sioux Falls, S.D. Missouri State 73, South Dakota State 53

Alize Johnson had game highs with 20 points and 14 rebounds to pace Missouri State past South Dakota State, 73-53, at the Stanford Pentagon, extending MSU's win streak to five games.

The Bears shot 48.4 percent from the field and never trailed, marking the club's third straight wire-to-wire victory.

After Missouri State ended the first half on a 7-0 run to lead 43-26 at the midway point, South Dakota State scored the first five points of the second half to get back within 12.

The Jackrabbits closed their deficit to 10 twice from there, first on a traditional 3-point play by Brandon Key with just over 13 minutes to play, and then on a close-range bucket by Tevin King at the 12:41 mark.

But MSU had an answer for the surge by SDSU, which was playing just 58 miles from its campus in Brookings. J.T. Miller started a 10-2 run by the Bears over the next three minutes that included three jumpers by Reggie Scurry to give MSU its biggest lead to that point, 58-40, midway through the second half.

King then went on a personal 5-0 run for the Jackrabbits to make it 58-45, but MSU's defense would hold SDSU without a field goal for most of the next six minutes while pushing ahead by as many as 22 with close-range buckets from Miller, Johnson and Obediah Church down the stretch.

Scurry finished with 14 points in 15 minutes, while Church was a perfect 3-for-3 from the field to account for 6 points and 6 rebounds. With four first-half 3-pointers, Jarrid Rhodes also finished in double figures for MSU with 12 points.

King led South Dakota State's efforts with 13 points, while Reed Tellinghuisen has 12 points. Highly-touted NBA prospect Mike Daum finished 3-for-14 from the field for 7 points and just 3 rebounds.

MSU out-rebounded SDSU by a 41-30 margin and held the Jacks to just 35.6 percent shooting from the field (21-for-59) and 12.5 percent (3-of-24) from three.

The Bears set a blistering pace in the first half, shooting 51.6 percent from the field with 9 treys to lead by 17 at the intermission.

Johnson knocked down two 3-pointers in the first two minutes of the game to set the early standard. Around the five-minute mark, Ryan Kreklow and Rhodes drained long-range bombs after Johnson's third triple to push the Bears up 34-21. Finally after an MSU timeout with 1:38 left in the opening stanza, MSU came out with a layup by Church, a triple by Rhodes – his fourth of the half – and a buzzer-beating jumper by Kreklow to lead 43-26 at the midway point.

Missouri State 73, South Dakota State 53

Stanford Pentagon, Sioux Falls, S.D. (Attendance: 2,001)

MISSOURI STATE (7-2)	FG	3Pt	FT	ORDR	Reb	PF	Pts.	A	TO	Bk	St	Min	
Obediah Church, f	3-3	0-0	0-0	2	4	6	2	6	0	1	2	1	20
Jarrid Rhodes, f	4-5	4-4	0-0	0	1	1	0	12	3	0	0	0	25
Alize Johnson, f	8-17	3-9	1-2	2	12	14	2	20	2	0	0	0	36
Jarred Dixon, g	4-7	0-1	0-0	1	2	3	2	8	4	3	0	0	33
J.T. Miller, g	3-9	0-1	2-2	1	1	2	1	8	2	0	0	1	23
Reggie Scurry	6-9	1-1	1-2	3	1	4	1	14	0	1	0	0	15
Ronnie Rousseau III	0-3	0-2	0-0	0	3	3	3	0	3	0	0	0	15
Ryan Kreklow	2-8	1-6	0-0	1	5	6	3	5	3	2	0	1	27
Tanveer Bhullar	0-1	0-0	0-0	0	0	0	1	0	2	0	0	0	6
TEAM				1	1	2							Deadball: 2 1
Totals	30-62	9-24	4-6	11	30	41	15	73	19	8	2	3	200

Percentages: Field Goal .484, 3-Point FG .375, Free Throw .667.

SOUTH DAKOTA ST. (7-3)	FG	3Pt	FT	ORDR	Reb	PF	Pts.	A	TO	Bk	St	Min	
Reed Tellinghuisen, f	5-13	2-9	0-1	0	4	4	1	12	0	0	0	0	33
Mike Daum, f	3-14	1-5	0-0	1	2	3	2	7	2	1	2	0	33
Ian Theisen, f	2-4	0-2	0-0	2	1	3	0	4	0	0	0	0	22
Tevin King, g	3-6	0-2	7-9	2	3	5	2	13	2	3	1	2	30
Chris Howell, g	4-7	0-0	0-0	3	4	7	1	8	1	1	0	0	25
Brandon Key	2-4	0-2	1-2	0	0	0	0	5	1	1	0	0	13
Skyler Flatten	0-1	0-0	0-0	0	1	1	0	0	1	0	0	1	10
David Jenkins	2-9	0-3	0-0	0	5	5	2	4	0	1	0	0	20
Lane Severyn	0-1	0-1	0-0	1	1	2	1	0	0	0	0	0	14
TEAM				0	0	0							Deadball: 3
Totals	21-59	3-24	8-12	9	21	30	9	53	7	7	3	3	200

Percentages: Field Goal .356, 3-Point FG .125, Free Throw .667.

Halftime: MSU 43, SDSU 26; Officials: Steve McJunkins, Darryl Smith, Toby Martinez.

Score by Periods	1st	2nd	Total
Missouri State	43	30	73
South Dakota State	26	27	53

Game 10

Dec. 4, 2017, Scheels Center, Fargo, N.D. Missouri State 71, North Dakota State 58

Missouri State extended its win streak to six games with a 71-58 road victory over North Dakota State. The Bears got a game-high 21 points and 10 rebounds from senior Alize Johnson who made 9-of-16 shots on the evening.

It was just NDSU's third loss ever at the newly-renovated Scheels Center. Blizzard-like conditions at game time held the night's attendance to just 1,704.

After battling tooth and nail for the first 32 minutes, the Bears (8-2) closed out the game on an 18-6 run after NDSU made it a 53-52 game with just under eight minutes to play. After Chris Quayle's jumper at 7:57 got the Bison within one, MSU came out of the under-eight media timeout with a triple by Jarrid Rhodes, a layup and free throw by Reggie Scurry and elbow jumper by Ronnie Rousseau III to take a 63-52 edge and force an NDSU timeout.

MSU stretched its lead to double figures for the first time on the ensuing possession on a layup by Scurry on a great bounce pass by Ryan Kreklow that made it 63-52 with 4:20 to play.

Paul Miller hit a couple of free throws and a layup for the home side in the final four minutes, but Johnson took over down the stretch with a one-handed 10-footer and then a clutch 3-pointer with 1:25 to play for MSU.

With less than a minute to go, Scurry completed a traditional 3-point play on a strong move to the rim and dunk to make it 71-56 with 39 seconds remaining.

Scurry finished with 13 points, while Jarrid Rhodes added 11 for the Bears. Johnson posted his fifth double-double of the young season, while Scurry added 7 rebounds to help MSU to a 42-26 advantage on the glass.

Miller led NDSU with 16 points as the only Bison player to score in double figures. MSU held NDSU to just 39.6 percent from the field (21-for-53) and 8-of-27 (.296) from long range.

In the first half, MSU went to the locker room on a 12-2 run, culminated by a buzzer-beating 3-pointer by Jarred Dixon to lead, 37-32, at the game's midway point.

Dixon scored the game's opening basket to give MSU the early lead, but NDSU reeled off the next eight to build an early 8-2 edge.

MSU kept it close with solid defense from there, but five straight times the Bears got within two points of the lead, the Bison answered with a clutch 3-pointer, including twice by Quayle.

The Bears finally broke through on a hook shot by J.T. Miller with just under three minutes left in the half before Rhodes tied the game, 30-30, with a 3-pointer. NDSU retook the lead briefly on a hook shot by Deng Geu, but MSU scored the final six points of the half thanks to a pair of steals by Kreklow and buckets by Obediah Church, Scurry and the buzzer-beater by Dixon.

Missouri State 71, North Dakota State 58

Scheels Center, Fargo, N.D. (Attendance: 1,704)

MISSOURI STATE (8-2)	FG	3Pt	FT	ORDR	Reb	PF	Pts.	A	TO	Bk	St	Min	
Obediah Church, f	2-5	0-0	1-1	2	4	6	1	5	0	3	0	0	26
Jarrid Rhodes, f	4-7	2-5	1-2	2	3	5	2	11	0	1	1	0	31
Alize Johnson, f	9-16	2-4	1-1	3	7	10	2	21	2	3	0	0	32
Jarred Dixon, g	3-7	1-2	0-0	1	1	2	1	7	1	1	0	0	21
J.T. Miller, g	2-4	0-0	0-0	0	4	4	1	4	2	2	0	0	16
Abdul Fofana	0-0	0-0	0-0	0	0	0	0	0	0	0	0	0	1
Mustafa Lawrence	0-0	0-0	0-0	0	0	0	0	0	0	0	0	0	0+
Reggie Scurry	5-9	0-2	3-5	2	5	7	2	13	0	0	2	0	20
Ronnie Rousseau III	3-6	2-3	0-0	0	4	4	0	8	2	1	0	0	29
Ryan Kreklow	1-7	0-2	0-0	1	1	2	3	2	2	0	0	2	22
Tanveer Bhullar	0-0	0-0	0-0	0	0	0	0	0	0	0	0	0	2
TEAM				1	1	2							Deadball: 1 1
Totals	29-61	7-18	6-9	12	30	42	12	71	9	12	3	2	200

Percentages: Field Goal .475, 3-Point FG .389, Free Throw .667.

NORTH DAKOTA ST. (3-5)	FG	3Pt	FT	ORDR	Reb	PF	Pts.	A	TO	Bk	St	Min	
A.J. Jacobson, f	1-4	1-3	2-2	0	3	3	0	5	0	1	1	1	30
Spencer Eliason, f	2-4	0-0	2-2	3	3	6	2	6	1	0	0	0	17
Paul Miller, g	6-13	2-7	2-2	0	9	9	2	16	4	2	0	0	36
Jared Samuelson, g	1-3	1-3	0-0	0	0	0	1	3	0	0	0	1	15
Tyson Ward, g	1-5	0-1	0-0	0	2	2	2	2	2	3	0	0	27
Chris Quayle	3-5	2-4	0-0	0	0	0	1	8	1	0	0	0	19
Cameron Hunter	2-6	1-4	1-2	0	4	4	1	6	2	1	0	0	23
Deng Geu	3-6	0-1	0-0	1	0	1	1	6	0	0	1	0	10
Rockey Kreuser	1-4	0-2	0-1	0	1	1	0	2	0	0	0	0	10
Dylan Miller	1-3	1-2	1-2	0	0	0	3	4	0	1	1	1	13
TEAM				0	0	0							Deadball: 1
Totals	21-53	8-27	8-11	4	22	26	13	58	10	8	3	3	200

Percentages: Field Goal .396, 3-Point FG .296, Free Throw .727.

Halftime: MSU 37, NDSU 32; Officials: Kelly Pfeifer, Chris Beaver, Edwin Young.

Score by Periods	1st	2nd	Total
Missouri State	37	34	71
North Dakota State	32	26	58

Game 11

Dec. 8, 2017, JQH Arena, Springfield, Mo.

Missouri State 78, Hampton 75

Missouri State got 17 points apiece from Jarred Dixon and Alize Johnson to help the Bears turn back visiting Hampton, 88-75.

MSU, which extended its win streak to seven games, shot 48.5 percent from the field with four double-figure scorers – including 11 by J.T. Miller and 10 by Jarrid Rhodes – to overcome Hampton's hot shooting.

Hampton converted 53.1 percent in the first half to stay within seven of the Bears at the half, but MSU used a pair of threes by Dixon and a 7-1 run early in the second period to push ahead by 16 with 12:47 to play.

The Bears switched to a zone defense the second half to try to keep Hampton's Jermaine Marrow and Kalin Fisher in check. Marrow finished with a game-high 29 points after a 17-point first half, while Fisher tallied 15 points. The tandem combined for seven of the Pirates' 11 treys on the night.

Midway through the second half, three different Bears pitched in as part of a decisive 11-0 run in the span of two minutes. Leading 65-54 at the time, the Bears exploded like a cannon shot with Miller and Ronnie Rousseau III knocking down treys, Johnson tossing in a pair of foul shots, and Miller scoring on a traditional 3-point play to make it 76-54 at the 9:18 mark.

Missouri State used another 8-0 run in the final four minutes to stretch their lead to the largest of the night with Dixon hitting his final trey and Reggie Scurry collecting a 3-point play and a dunk to make it 88-64 with 3:27 to go.

MSU shot a JQH Arena record 68.4 percent from 3-point range, making 13-of-19 shots from bonus distance on a night that also saw the home club throw down five dunks. The Bears also out-rebounded Hampton by double figures, 40-29, with Johnson posting his sixth double-double of the year with a game-high 12 caroms.

For its part, Hampton stayed in the game by making tough shots. Marrow converted 10-of-18 attempts overall but 4-of-5 from beyond the arc. As a team, the Pirates converted 11-of-21 (.524) from bonus distance.

The first half was an offensive sprint with the Bears outrunning the Pirates, 49-42, to the midway point. Johnson posted 13 first-half points – including three treys.

After the Bears took a 21-14 lead seven minutes into the game on a triple by Ryan Kreklow, Hampton scored six of their next eight field goals from beyond the arc to stay within reach.

The Bears ended the half on a 7-2 run to push ahead by seven, thanks to a dunk by Obediah Church, a three by Jarrid Rhodes and a transition jumper by Dixon.

Missouri State 78, Hampton 75

JQH Arena, Springfield, Mo. (Attendance: 4,612)

HAMPTON (4-7)	FG	3Pt	FT	OR	DR	Reb	PF	Pts.	A	TO	Bk	St	Min
Trevond Barnes, f.....	2-5	0-0	3-4	1	3	4	2	7	2	2	2	1	26
C. Wilson-Fisher, f.....	0-3	0-1	0-0	1	1	2	1	0	0	1	0	0	8
Jermaine Marrow, g.....	10-18	4-5	5-6	1	5	6	2	29	5	3	0	1	38
Kalin Fisher, g.....	6-11	3-5	0-0	0	4	4	1	15	3	0	0	0	35
Akim Mitchell, g.....	2-6	0-1	0-0	0	3	3	3	4	1	0	0	2	31
Trey Carver.....	2-5	0-0	0-0	0	1	1	1	4	0	0	0	0	13
Greg Heckstall.....	4-7	3-4	2-2	1	3	4	2	13	2	2	2	0	27
Trey Houston.....	0-0	0-0	0-0	0	1	1	0	0	0	0	0	0	1
Austin Colbert.....	0-3	0-0	0-0	1	0	1	1	0	0	0	0	0	7
Lysander Bracey.....	1-4	1-4	0-0	0	1	1	1	3	0	0	0	1	12
Eugene Marshall III.....	0-1	0-1	0-0	0	1	1	0	0	0	0	0	0	2
TEAM.....				0	1	1		Deadball: 4					
Totals.....	27-63	11-21	10-12	5	24	29	14	75	13	8	2	5	200

Percentages: Field Goal .429, 3-Point FG .524, Free Throw .833.

MISSOURI STATE (9-2)	FG	3Pt	FT	OR	DR	Reb	PF	Pts.	A	TO	Bk	St	Min
Obediah Church, f.....	2-5	0-0	1-2	1	4	5	1	5	2	1	1	0	23
Jarrid Rhodes, f.....	4-8	2-3	0-0	0	4	4	2	10	2	1	0	2	28
Alize Johnson, f.....	6-10	3-5	2-2	5	7	12	1	17	2	2	0	0	28
Jarred Dixon, g.....	7-12	3-3	0-0	0	2	2	2	17	4	1	0	2	30
J.T. Miller, g.....	4-8	1-1	2-3	0	2	2	0	11	3	0	0	0	20
Abdul Fofana.....	0-0	0-0	0-0	0	0	0	0	0	0	0	0	0	2
Mustafa Lawrence.....	0-1	0-0	0-0	0	0	0	0	0	0	0	0	0	2
Reggie Scurry.....	3-5	0-1	3-3	1	1	2	1	9	0	1	0	0	11
Ronnie Rousseau III.....	1-3	1-1	0-0	1	2	3	2	3	4	1	0	0	18
Ryan Kreklow.....	3-7	3-5	0-0	0	2	2	1	9	1	1	0	0	22
Ross Owens.....	0-0	0-0	0-0	0	0	0	0	0	0	0	0	0	2
Tanveer Bhullar.....	2-7	0-0	3-4	2	3	5	4	7	1	3	0	0	14
TEAM.....				0	3	3		Deadball: 2					
Totals.....	32-66	13-19	11-14	10	30	40	14	88	19	11	1	4	200

Percentages: Field Goal .486, 3-Point FG .684, Free Throw .786.

Halftime: MSU 49, HU 42; Officials: Gerry Pollard, Jeff Campbell, Gene Grimshaw.

Score by Periods.....	1st	2nd	Total
Hampton.....	42	33	75
Missouri State.....	49	39	88

Game 12

Dec. 10, 2017, Mabee Center, Tulsa, Okla.

Oral Roberts 73, Missouri State 66

Oral Roberts hit four 3-pointers in the final 10 minutes and used a decisive 9-2 run midway through the final stanza to take down the Missouri State Bears, 73-66.

Missouri State got 14 points and 5 rebounds from Jarrid Rhodes, while J.T. Miller added 13 points.

The Bears led for more than 19 minutes and by as many as 11 points, but could not get defensive stops down the stretch.

MSU led 38-34 at the intermission and held off an early 5-0 outburst by the Golden Eagles to retake the lead on a trey by Jarred Dixon with just under 13 minutes to go. ORU then tied the game, 47-47, on a triple by Emmenuel Nzekwesi before Alize Johnson put MSU up again on a close-range bucket with 12:14 remaining.

Oral Roberts then went on a 9-2 surge over the next three minutes to lead 56-51, and the visitors would never lead again.

Missouri State climbed within a possession of the lead six times over the next five minutes, including three critical scores from Miller. But each time the Bears got close, Oral Roberts (3-9) had an answer.

After Johnson brought the Bears back within 65-62 on a 3-pointer, ORU's Sam Kearns hit back-to-back threes to put the Golden Eagles up 68-62 with 4:05 to go.

The Bears would get within four on baskets by Miller and Reggie Scurry down the stretch, but a tough traveling call on Dixon in the final minute and four straight empty possessions sealed MSU's fate. Missouri State did not score in the last minute, 44 seconds of the contest.

Missouri State's usually-stingy defense allowed ORU to convert 53.1 percent of its field goals (26-of-49), by far a season high by a Bears' opponent. The Golden Eagles also made 9-of-20 (.450) from beyond the arc and got to the foul line 13 more times than MSU.

Missouri State finished 26-of-57 (.456) from the field and 7-of-24 (.292) from long range. The Bears out-rebounded the home club, 35-26, to help MSU tally 15 second-chance points. MSU also posted 14 assists, including a career-high 7 by Dixon.

ORU got 26 points in the paint, including a game-high 17 by Nzekwesi. Javan White added 14 points, and Kearns scored 13 with 8 assists.

The Bears started the afternoon slowly, rallying from an early seven-point deficit before the first media timeout to tie the game on a jumper by Scurry less than six minutes in. MSU extended its lead to as many as 11 in the first half, using a 7-0 run over a three-minute span to push ahead 33-22 after a triple by Ryan Kreklow.

Late in the half, ORU's Emir Ahmedric had the hot hand, scoring six straight points to get the home side within 36-31 before the Golden Eagles ended the half with a trey by Kearns to make it a 38-34 contest at the midway point..

Oral Roberts 73, Missouri State 66

Mabee Center, Tulsa, Okla. (Attendance: 2,331)

MISSOURI STATE (9-3)	FG	3Pt	FT	OR	DR	Reb	PF	Pts.	A	TO	Bk	St	Min
Obediah Church, f.....	2-2	0-0	0-1	3	2	5	2	4	0	0	2	0	19
Jarrid Rhodes, f.....	6-14	2-9	0-0	3	2	5	2	14	2	1	0	1	36
Alize Johnson, f.....	3-13	1-6	2-2	1	6	7	2	9	2	3	1	0	34
Jarred Dixon, g.....	4-8	1-2	0-0	2	1	3	2	9	7	2	0	1	38
J.T. Miller, g.....	4-9	1-3	4-5	0	5	5	1	13	0	2	0	0	20
Mustafa Lawrence.....	0-0	0-0	0-0	0	0	0	1	0	0	1	0	0	2
Reggie Scurry.....	5-7	0-0	1-2	2	4	6	3	11	0	0	0	0	21
Ryan Kreklow.....	2-4	2-4	0-0	0	0	0	4	6	3	1	0	1	24
Tanveer Bhullar.....	0-0	0-0	0-0	0	2	2	1	0	0	0	0	0	6
TEAM.....				1	1	2		Deadball: 2					
Totals.....	26-57	7-24	7-10	12	23	35	18	66	14	10	3	3	200

Percentages: Field Goal .456, 3-Point FG .292, Free Throw .700.

ORAL ROBERTS (3-9)	FG	3Pt	FT	OR	DR	Reb	PF	Pts.	A	TO	Bk	St	Min
Emmanuel Nzekwesi, f.....	6-13	2-3	3-5	3	1	4	2	17	2	1	1	1	36
Javan White, f.....	5-7	2-2	2-6	1	5	6	3	14	1	1	1	1	33
Chris Miller, c.....	4-4	0-0	2-5	0	2	2	4	10	1	2	0	0	17
Sam Kearns, g.....	4-6	3-5	2-2	0	6	6	1	13	8	2	0	1	39
R.J. Fuqua, g.....	3-9	2-7	1-2	1	3	4	0	9	3	1	0	0	34
Jontray Harris.....	2-4	0-2	1-1	0	1	1	3	5	3	0	0	0	27
Spencer Sutton.....	0-1	0-1	0-0	0	0	0	0	0	0	0	0	0	3
Emir Ahmedric.....	2-5	0-0	1-2	1	1	2	1	5	0	0	0	0	11
TEAM.....				0	1	1		Deadball: 5					
Totals.....	26-49	9-20	12-23	6	20	26	14	73	18	7	2	3	200

Percentages: Field Goal .531, 3-Point FG .450, Free Throw .522.

Halftime: MSU 38, ORU 34; Officials: Rob Keuneman, Eric Curry, John Hampton.

Score by Periods.....	1st	2nd	Total
Missouri State.....	38	28	66
Oral Roberts.....	34	39	73

Game 13

Dec. 19, 2017, JQH Arena, Springfield, Mo.

Missouri State 66, Wright State 50

Missouri State used solid defense and clutch rebounding to turn back visiting Wright State, 66-50, in the Bears' final non-conference matchup.

MSU did not allow a field goal in the final 7 minutes, 45 seconds, forcing the Raiders into 20 consecutive missed shots to end the game. WSU finished just 18-of-64 (.281) from the field after cutting the Bears' advantage to 53-48 on a 3-pointer by Jaylon Hall with WSU's final bucket.

Obediah Church started MSU's march to the finish line from there, making 2-of-3 free throws on the home club's next two possessions and then converting a layup with just under five minutes to go. When Jarrid Rhodes beat the shot clock with a bucket at the four-minute mark, it pushed MSU's lead to double figures, 59-48.

Church, who finished with a team-high 13 points, then put the exclamation mark on the win with a dunk back with 93 seconds remaining – his third slam of the night.

Alize Johnson posted his seventh double-double of the campaign for Missouri State, scoring 12 points and collecting a game-high 14 rebounds, while Rhodes also added 12 points.

In the first half, the Bears set a blistering pace, using a 9-0 run over a four-and-a-half minute spell to build a 15 point lead. Church's dunk with 8:41 left in the opening stanza made it a 23-8 contest.

Before the intermission, a put-back by Ross Owens, another dunk by Church and a trey by Rhodes pushed the home side ahead, 34-13, the Bears' biggest lead of the night.

Wright State, which had won seven of eight heading into the game, opened the second half on a 10-2 run to trim MSU's lead to 10 before the first media timeout. Rhodes and Church teamed up to build the Bears' advantage back to 14 before another 8-2 run by the visitors sliced Missouri State's lead to 42-33.

The final push by WSU came with a 12-4 outburst, which was capped by Hall's trey at the 7:45 mark that made it a five-point game.

Missouri State out-rebounded Wright State by a 42-40 margin with the Raiders accounting for 11 second-chance points on 15 offensive caroms.

The Bears, the third MVC team to 10 non-conference wins, had 14 assists, including 4 by Johnson, 11 turnovers, 32 points in the paint and 6 blocked shots. MSU finished 26-of-56 (.464) from the field, 6-of-16 (.375) from bonus range and 8-of-14 (.571) at the stripe.

Missouri State 66, Wright State 50

JQH Arena, Springfield, Mo. (Attendance: 3,123)

WRIGHT STATE (7-5)	FG	3Pt	FT	OR DR	Reb	PF	Pts.	A	TO	Bk	St	Min
Trevond Barnes, f.....	2-5	0-0	3-4	1	3	4	2	7	2	2	1	26
C. Wilson-Fisher, f.....	0-3	0-1	0-0	1	1	2	1	0	0	1	0	8
Jermaine Marrow, g.....	10-18	4-5	5-6	1	5	6	2	29	5	3	0	38
Kalin Fisher, g.....	6-11	3-5	0-0	0	4	4	1	15	3	0	0	35
Akim Mitchell, g.....	2-6	0-1	0-0	0	3	3	3	4	1	0	0	31
Trey Carver.....	2-5	0-0	0-0	0	1	1	1	4	0	0	0	13
Greg Heckstall.....	4-7	3-4	2-2	1	3	4	2	13	2	2	0	27
Trey Houston.....	0-0	0-0	0-0	0	1	1	0	0	0	0	0	1
Austin Colbert.....	0-3	0-0	0-0	1	0	1	1	0	0	0	0	7
Lysander Bracey.....	1-4	1-4	0-0	0	1	1	1	3	0	0	0	12
Eugene Marshall III.....	0-1	0-1	0-0	0	1	1	0	0	0	0	0	2
TEAM.....				3	3	6		Deadball: 3	1			
Totals.....	27-63	11-21	10-12	5	24	29	14	75	13	8	2	5 200

Percentages: Field Goal .281, 3-Point FG .207, Free Throw .500.

MISSOURI STATE (10-3)	FG	3Pt	FT	OR DR	Reb	PF	Pts.	A	TO	Bk	St	Min
Obediah Church, f.....	2-5	0-0	1-2	1	4	5	1	5	2	1	1	0 23
Jarrid Rhodes, f.....	4-8	2-3	0-0	0	4	4	2	10	2	1	0	2 28
Alize Johnson, f.....	6-10	3-5	2-2	5	7	12	1	17	2	2	0	0 28
Jarred Dixon, g.....	7-12	3-3	0-0	0	2	2	2	17	4	1	0	2 30
J.T. Miller, g.....	4-8	1-1	2-3	0	2	2	0	11	3	0	0	0 20
Abdul Fofana.....	0-0	0-0	0-0	0	0	0	0	0	0	0	0	0 2
Mustafa Lawrence.....	0-1	0-0	0-0	0	0	0	0	0	0	0	0	0 2
Reggie Scurry.....	3-5	0-1	3-3	1	1	2	1	9	0	1	0	0 11
Ronnie Rousseau III.....	1-3	1-1	0-0	1	2	3	2	3	4	1	0	0 18
Ryan Kreklow.....	3-7	3-5	0-0	0	2	2	1	9	1	1	0	0 22
Ross Owens.....	0-0	0-0	0-0	0	0	0	0	0	0	0	0	0 2
Tanveer Bhullar.....	2-7	0-0	3-4	2	3	5	4	7	1	3	0	0 14
TEAM.....				0	3	3		Deadball: 5				
Totals.....	32-66	13-19	11-14	10	30	40	14	88	19	11	1	4 200

Percentages: Field Goal .464, 3-Point FG .375, Free Throw .571.

Halftime: MSU 34, WSU 16; Officials: Kipp Kissinger, James Durham, Brad Gaston.

Technical Fouls: WSU: Justin Mitchell; MSU: Ryan Kreklow, Ronnie Rousseau III.

Score by Periods.....	1st	2nd	Total
Wright State.....	16	34	50
Missouri State.....	34	32	66

Game 14

Dec. 22, 2017, JQH Arena, Springfield, Mo.

Missouri State 64, Loyola Chicago 59

A lob from Ryan Kreklow to Reggie Scurry with 1:12 to play gave Missouri State a five-point lead and helped the Bears to a 64-59 win over Loyola.

Scurry finished with a career high 18 off the bench to go with 7 rebounds, while teammate Alize Johnson notched a game-high 24 points, 11 rebounds and 5 3-pointers as MSU improved to 11-3 overall.

Loyola, which came in with a Valley-best 52.2 field goal percentage on the season, was held to just 44.2 percent shooting on the evening and 20 percent from 3-point range. Freshman Cameron Krutwig led the Ramblers with 18 points and 5 rebounds, while Marques Townes added 14 points.

Missouri State led the entire first half, extending its lead to 10 twice, before going into the locker room with a 33-26 halftime lead. But Loyola came out on fire to start the second half, reeling off an 8-0 run to gain its first lead, 34-33, with 17:38 to go.

The lead would change hands five more times before MSU took it back for good on a traditional 3-point play by Scurry with 8:41 to play. The Ramblers were game, however, rallying within a point of the lead twice more, first on a put-back by Adarius Avery with 8 minutes to play, and later on a hook shot by Krutwig with just three-and-a-half minutes on the clock.

Johnson extended the Bears' lead to three on a close-range shot around the three-minute mark, and with MSU's defense kicking into overdrive down the stretch, Kreklow's lob to Scurry on an in-bound play seemed to put things on ice.

Ronnie Rousseau III added a pair of free throws for MSU with 26 seconds to play, and on Loyola's next possession, the Ramblers missed a pair of 3-pointers before Scurry gathered in the rebound and was fouled.

The junior made one of two from the stripe to push MSU's lead to six, and LUC's final free throw came with less than a second on the clock to give the Bears a five-point win. Loyola was just 1-of-7 from the field down the stretch.

MSU out-rebounded Loyola by a 32-30 margin and made good on 8-of-19 (.421) 3-pointers and 22-of-51 (.431) shots overall from the field.

Johnson's posted his eighth double-double of the season and 25th of his MSU career, while Kreklow finished with 10 points, 5 assists and a pair of 3-pointers in his second straight start.

The Bears opened the game by connecting on their first six shots to take 15-7 lead just three-and-a-half minutes in. MSU made just 1 of its next 12 attempts from there, but weathered the storm. The home side kept its composure thanks in part to an 8-1 stretch late in the half that started with a dunk by Scurry and concluded with a corner trey by Jarred Dixon that put MSU up 29-20 at the time.

Kreklow's long three with 1:49 left in the opening half put the home side ahead 32-22, matching MSU's biggest lead of the game, and eventually went into the intermission with a 33-26 advantage.

Missouri State 64, Loyola Chicago 59

JQH Arena, Springfield, Mo. (Attendance: 4,583)

LOYOLA (10-3)	FG	3Pt	FT	OR DR	Reb	PF	Pts.	A	TO	Bk	St	Min
Donte Ingram, f.....	2-9	1-5	0-0	0	6	6	3	5	2	1	0	1 36
Aundre Jackson, f.....	5-13	0-3	0-0	2	2	4	4	10	0	1	0	0 28
Cameron Krutwig, c.....	7-8	0-0	4-5	1	4	5	2	18	2	0	2	2 34
Lucas Williamson, g.....	1-3	1-1	1-2	1	1	2	4	4	3	0	0	0 26
Marques Townes, g.....	4-9	1-2	5-7	0	4	4	1	14	1	3	1	2 34
Bruno Skokna.....	1-4	0-3	0-0	0	1	1	1	2	1	2	0	0 15
Adarius Avery.....	3-5	0-0	0-0	2	2	4	1	6	0	1	0	0 15
Cameron Satterwhite.....	0-1	0-1	0-0	0	0	0	1	0	0	2	0	0 12
TEAM.....				1	3	4		Deadball: 3				
Totals.....	23-52	3-15	10-14	7	23	30	17	59	9	10	3	5 200

Percentages: Field Goal .442, 3-Point FG .200, Free Throw .714.

MISSOURI STATE (11-3)	FG	3Pt	FT	OR DR	Reb	PF	Pts.	A	TO	Bk	St	Min
Obediah Church, f.....	1-2	0-1	1-2	0	0	0	2	3	0	2	0	1 14
Jarrid Rhodes, f.....	1-3	0-1	0-0	0	3	3	1	2	1	0	0	0 21
Alize Johnson, f.....	8-19	5-10	3-6	3	8	11	1	24	2	2	0	1 36
Jarred Dixon, g.....	1-5	1-2	0-0	0	0	0	4	3	3	1	0	2 33
Ryan Kreklow, g.....	2-4	2-3	4-4	0	5	5	1	10	5	1	1	1 34
Abdul Fofana.....	0-0	0-0	0-0	0	1	1	1	0	0	0	0	0 5
Reggie Scurry.....	8-13	0-0	2-7	2	5	7	4	18	2	1	0	0 25
Ronnie Rousseau III.....	0-3	0-1	2-2	1	1	2	3	2	0	2	0	1 22
J.T. Miller.....	1-2	0-1	0-0	0	0	0	1	2	1	2	1	0 10
TEAM.....				3	0	3		Deadball: 6				
Totals.....	22-51	8-19	12-21	9	23	32	18	64	12	12	3	6 200

Percentages: Field Goal .431, 3-Point FG .421, Free Throw .571.

Halftime: MSU 33, LUC 26; Officials: Kelly Self, Bret Smith, Jeff Malham.

Technical Fouls: LUC: Lucas Williamson.

Score by Periods.....	1st	2nd	Total
Loyola Chicago.....	26	33	59
Missouri State.....	33	31	64

Game 15

**Dec. 31, 2017, ARC, Valparaiso, Ind.
Missouri State 67, Valparaiso 50**

Missouri State used a 13-0 outburst midway through the opening half to set a blistering pace and never looked back in a 67-50 win over Valparaiso.

The victory was Paul Lusk's 100th as head coach of the Bears, making him just the seventh MSU head coach to reach the century mark in wins.

The Bears were led by Jarrid Rhodes with 15 points, while Alize Johnson notched his ninth double-double of the campaign with 11 points and a game-high 12 rebounds. Obediah Church and Jarred Dixon added 10 points apiece for MSU.

Valparaiso shot just 34.8 percent from the field and turned the ball over 16 times thanks in part to solid defense from the Bears.

After Rhodes forced a Crusaders timeout with back-to-back 3-pointers to push MSU ahead 17-11, Valparaiso climbed back within 17-15 at the midway point of the opening half, but the Bears responded with 13 unanswered points over the next six minutes to lead 30-15.

The home club would get no closer than 12 the rest of the game.

Missouri State built its biggest lead midway through the second stanza with a 3-pointer by J.T. Miller than made it 56-29 with 10:06 to play. The Bears held serve from there until both teams cleared their benches in the final three minutes.

A buzzer-beating 3-pointer by Valparaiso's Max Joseph made the final margin 17. Joseph led the Crusaders with 13 points.

Rhodes was 5-of-9 from long range for the Bears, matching a career high from long distance, while MSU's 40-31 rebounding advantage was the club's 14th in 15 games.

Church added 4 blocked shots for the Bears, while Reggie Scurry added 9 points and 6 rebounds off the bench for the Bears who picked up their sixth win away from home.

For the game, Missouri State was 23-of-59 (.390) overall, 8-of-28 (.286) from downtown and 13-of-15 (.867) at the line with just 9 turnovers.

MSU held Valpo to 16-of-46 (.348) overall and 5-of-19 (.263) from long range. The Crusaders were 13-of-20 (.650) from the stripe with 20 points in the paint.

Missouri State 67, Valparaiso 50

ARC, Valparaiso, Ind. (Attendance: 2,440)

MISSOURI STATE (12-3)	FG	3Pt	FT	OR	DR	Reb	PF	Pts.	A	TO	Bk	St	Min
Obediah Church, f.....	5-7	0-0	0-0	1	3	4	0	10	1	3	4	1	29
Jarrid Rhodes, f.....	5-9	5-9	0-0	0	1	1	4	15	0	0	1	1	28
Alize Johnson, f.....	3-8	1-4	4-4	2	10	12	2	11	4	2	0	1	26
Jarred Dixon, g.....	5-10	0-1	0-0	1	3	4	3	10	3	1	1	0	28
Ryan Kreklow, g.....	1-6	1-4	0-0	3	0	3	2	3	2	1	0	2	24
Abdul Fofana.....	0-0	0-0	0-0	0	0	0	0	0	1	0	1	0	4
Mustafa Lawrence.....	0-1	0-1	0-0	1	0	1	0	0	0	0	0	0	1
Reggie Scurry.....	1-6	0-1	7-8	2	4	6	4	9	0	0	0	0	15
Ronnie Rousseau III.....	1-9	0-6	0-1	1	1	2	2	2	3	0	0	0	27
Ross Owens.....	0-0	0-0	0-0	0	0	0	0	0	0	0	0	0	1
J.T. Miller.....	2-3	1-2	2-2	0	2	2	3	7	0	1	0	2	17
TEAM.....				1	4	5		Deadball: 1					

Totals..... 23-59 8-28 13-15 12 28 40 20 67 13 9 6 8 200

Percentages: Field Goal .390, 3-Point FG .286, Free Throw .867.

VALPARAISO (9-6)	FG	3Pt	FT	OR	DR	Reb	PF	Pts.	A	TO	Bk	St	Min
Mileek McMillan, f.....	2-6	1-2	1-2	1	2	3	3	6	0	3	0	0	30
Jaume Sorolla, c.....	1-2	0-0	1-2	0	1	1	1	3	0	1	1	0	18
Tevonn Walker, g.....	3-9	2-7	3-5	1	3	4	4	11	0	2	0	2	28
Max Joseph, g.....	4-7	2-3	3-3	1	4	5	1	13	2	1	0	2	31
Bakari Evelyn, g.....	0-2	0-1	0-1	0	2	2	1	0	1	3	1	0	19
Parker Hazen.....	0-0	0-0	0-0	0	0	0	0	0	0	0	0	0	0+
Micah Bradford.....	1-6	0-4	0-1	0	2	2	2	2	1	0	0	0	22
Markus Golder.....	1-5	0-2	0-0	0	3	3	0	2	0	2	0	1	21
Marten Linssen.....	1-3	0-0	1-2	1	1	2	3	3	0	3	0	1	12
Derrik Smits.....	3-6	0-0	4-4	1	1	2	3	10	1	1	0	0	19
TEAM.....				2	5	7		Deadball: 4					

Totals..... 16-46 5-19 13-20 7 24 31 18 50 5 16 2 6 200

Percentages: Field Goal .348, 3-Point FG .263, Free Throw .650.

Halftime: MSU 37, Valpo 21; Officials: Gerry Pollard, Randy Heimerman, James Durham.

Score by Periods	1st	2nd	Total
Missouri State.....	37	30	67
Valparaiso.....	21	29	50

Game 16

**Jan. 4, 2018, IQH Arena, Springfield, Mo.
Missouri State 62, UNI 55**

Alize Johnson scored 24 points and snagged 20 of his team's 51 rebounds to help Missouri State to a 62-55 win over visiting Northern Iowa. It was Johnson's second 20-20 game of the season and his 10th double-double.

Missouri State also got 13 points off the bench from J.T. Miller and 9 points from Jarrid Rhodes.

UNI got 18 points and 10 rebounds from Tywhon Pickford, while Klint Carlson posted 16 points.

The Bears added to their nine-point halftime lead with a 9-0 run early in the second half. The two-minute outburst included a drive to the rack by Ryan Kreklow, a steal and layup by Johnson, a trey by Rhodes and an offensive rebound and put-back by Johnson that put MSU up by 17 with just over 14 minutes to play.

Miller scored six of MSU's eight points in a five-minute stretch from there, and Johnson's two free throws with 6:11 remaining gave the Bears their biggest lead of the night, 55-36.

The next three minutes belonged to UNI, which reeled off seven unanswered points before Johnson quieted the Panther rally with a short jumper. Bennett Koch's bucket with 2:33 to play made it a 57-45 contest with the visitors failing to surrender late in the contest.

Over the next two minutes, Missouri State missed six consecutive free throws to open the door for the Panthers who climbed back within 57-53 on a triple by Carlson with 27 seconds to go.

But MSU's starters showed composure when it counted. Johnson, Jarred Dixon and Kreklow teaming up to ice the Bears' final five charity shots of the night and secure the seven-point win.

The Bears out-rebounded UNI by a convincing 51-26 margin, including 17 on the offensive end. MSU also held the Panthers to just seven field goals in the first half and four 3-pointers on the night.

For its part, UNI made a game of it late with behind seniors Carlson and Koch who accounted for 11 combined points in the final five minutes.

The Bears were slow out of the gates to start the night, making just one of their first 10 shots and fell behind 9-4 early. A transition basket by Alize Johnson started MSU's comeback, and his layup with 5:48 to go in the opening half gave the Bears their first lead since the opening minute and started a 15-3 run over the next three-and-a-half minutes for the home club.

Northern Iowa went six minutes without a field goal from there as MSU stepped up its defensive intensity and forced the Panthers to just 2-of-9 in the last nine minutes of the stanza.

Missouri State 62, UNI 55

IQH Arena, Springfield, Mo. (Attendance: 4,934)

NORTHERN IOWA (8-7)	FG	3Pt	FT	OR	DR	Reb	PF	Pts.	A	TO	Bk	St	Min
Klint Carlson, f.....	6-15	2-5	2-3	1	8	9	4	16	2	1	0	2	34
Bennett Koch, f.....	5	7-0	0-4	5-0	0	0	4	14	0	0	2	1	20
Tywhon Pickford, g.....	7-13	2-7	2-3	2	8	10	1	18	4	2	0	0	37
Juwan McCloud, g.....	1-5	0-2	0-0	0	1	1	2	2	0	0	0	0	19
Isaiah Brown, g.....	0-1	0-0	1-2	0	0	0	4	1	0	1	1	0	25
Adam McDermott.....	0-1	0-0	0-0	0	2	2	1	0	0	0	0	0	9
Ted Friedman.....	0-0	0-0	0-0	0	0	0	2	0	0	1	0	0	3
Hunter Rhodes.....	0-1	0-0	0-0	0	0	0	3	0	0	0	0	0	6
Spencer Haldeman.....	0-3	0-2	1-2	0	1	1	3	1	2	1	0	1	19
Wyatt Lohaus.....	1-5	0-1	1-2	0	1	1	1	3	1	0	0	1	18
Luke McDonnell.....	0-1	0-1	0-0	0	0	0	0	0	0	0	0	0	2
Austin Phyfe.....	0-1	0-0	0-2	0	0	0	0	0	0	0	0	0	8
TEAM.....				1	1	2		Deadball: 3					

Totals..... 20-53 4-18 11-19 4 22 26 25 55 9 6 3 5 200

Percentages: Field Goal .377, 3-Point FG .222, Free Throw .579.

MISSOURI STATE (13-3)	FG	3Pt	FT	OR	DR	Reb	PF	Pts.	A	TO	Bk	St	Min
Obediah Church, f.....	1-3	0-0	0-1	2	5	7	4	2	0	1	1	0	16
Jarrid Rhodes, f.....	3-7	3-6	0-0	1	1	2	1	9	0	0	0	1	35
Alize Johnson, f.....	8-19	0-3	8-10	6	14	20	1	24	1	3	2	0	33
Jarred Dixon, g.....	0-2	0-0	2-2	0	2	2	2	2	1	2	1	0	18
Ryan Kreklow, g.....	1-8	0-6	2-2	0	2	2	1	4	1	1	0	0	24
Abdul Fofana.....	0-0	0-0	1-2	0	3	3	2	1	0	1	0	0	11
Reggie Scurry.....	1-6	0-0	2-4	5	1	6	4	4	0	1	1	2	20
Ronnie Rousseau III.....	1-2	1-1	0-2	0	1	1	1	3	2	1	0	0	24
J.T. Miller.....	5-7	0-0	3-4	1	5	6	1	13	1	3	1	0	19
TEAM.....				2	0	2		Deadball: 4					

Totals..... 20-54 4-16 18-27 17 34 51 17 62 6 13 6 3 200

Percentages: Field Goal .370, 3-Point FG .250, Free Throw .667.

Halftime: MSU 31, UNI 22; Officials: Gary Maxwell, Antinio Petty, Zelton Steed.

Score by Periods	1st	2nd	Total
Northern Iowa.....	22	33	55
Missouri State.....	31	31	62

Game 17

Jan. 7, 2018, Redbird Arena, Normal, Ill.

Illinois State 72, Missouri State 68

Illinois State scored 10 points in the final two minutes and rallied to overcome a late Missouri State lead in a 72-68 Redbird victory.

MSU was led by Alize Johnson, Ronnie Rousseau III and J.T. Miller with 16 points apiece. Johnson, 12, and Miller, 11, were also in double-figures on the boards, marking Johnson's fifth straight-double double and his 11th of the year, while Miller notched his first-ever double-double.

MSU committed a season-high 18 turnovers, including 11 in the first half, which helped put the Bears in a 10-point deficit with just over 17 minutes to play.

However, solid defensive pressure from there gave Missouri State a chance, holding ISU to just four field goals in its first 17 attempts of the second half. Meanwhile, a 3-pointer by Jarred Dixon with nine minutes left got the Bears within 51-49, and three minutes later, a tip-in by Miller made it a 54-53 game.

The Bears were finally able to overcome the ample free throw chances by ISU with 4:33 to go as Miller scored on a put-back after a missed Bears' 3-pointer. His two free throws less than a minute later gave Missouri State a 59-56 advantage with 3:46 to play.

But, Illinois State rallied with a pair of free throws, then tied the game on a close-range bucket by Malik Yarbrough with 2:35 to go. Rousseau gave the lead back to the visitors on a driving layup at the 2:20 mark, but ISU's Phil Fayne knotted the score for the fourth and final time, 62-62, on an alley-oop dunk with just under two minutes remaining.

The Redbirds turned to Fayne on their next two possessions for close-range shots and then made 6-of-9 from the stripe down the stretch to seal the win, extending their MVC home win streak to 16 straight.

For their part, Missouri State never surrendered in crunch time. Rousseau's 3-pointer from the corner with 8 seconds to go would have made it a two-point game, but video replay review changed the bucket to a two-pointer. Rousseau had another jumper down the stretch, and Dixon had a big layup that made it 70-68 with 1.4 seconds to go.

MSU's final attempt to stop the clock, a foul by Miller, was ruled as a flagrant foul, giving ISU two shots and the ball. As it turned out, Fayne – who was 9-of-10 at the stripe – missed his final attempt, which would have given the Bears the ball down three. Instead, the Bears had to foul again, and Yarbrough put it out of reach with one make.

Fayne and Yarbrough finished with 23 points apiece for the Redbirds.

Missouri State out-rebounded ISU by a 40-27 margin and didn't allow the Redbirds any offensive rebounds in the second half after they tallied 13 second-chance points in the first half.

Illinois State 72, Missouri State 68

Redbird Arena, Normal, Ill. (Attendance: 4,344)

MISSOURI STATE (13-4)	FG	3Pt	FT	ORDR	Reb	PF	Pts.	A	TO	Bk	St	Min	
Obediah Church, f.....	0-0	0-0	1-2	0	2	2	3	1	3	2	2	0	23
Jarrid Rhodes, f.....	4-8	1-5	0-0	0	1	1	3	9	2	0	0	1	34
Alize Johnson, f.....	6-12	3-7	1-1	3	9	12	1	16	2	6	0	1	32
Jarred Dixon, g.....	2-5	1-3	0-0	1	0	1	4	5	1	1	0	0	19
Ryan Kreklow, g.....	0-5	0-4	0-0	0	1	1	1	0	1	1	0	0	16
Abdul Fofana.....	0-0	0-0	0-0	0	0	0	2	0	0	0	0	0	5
Reggie Scurry.....	1-2	0-0	3-4	2	2	4	5	5	0	4	2	0	14
Ronnie Rousseau III.....	6-10	3-5	1-2	0	0	0	1	16	2	2	0	0	28
J.T. Miller.....	6-12	1-3	3-4	2	9	11	3	16	1	2	2	2	29
TEAM.....				5	3	8							Deadball: 1

Totals..... 25-54 9-27 9-13 13 27 40 23 68 12 18 6 4 200

Percentages: Field Goal .463, 3-Point FG .333, Free Throw .692.

ILLINOIS STATE (9-7)	FG	3Pt	FT	ORDR	Reb	PF	Pts.	A	TO	Bk	St	Min	
Phil Fayne, f.....	7-10	0-0	9-10	4	2	6	1	23	1	1	0	0	30
Malik Yarbrough, f.....	8-17	1-3	6-8	1	1	2	0	23	4	1	0	4	32
Daouda Ndiaye, c.....	0-1	0-0	2-2	0	1	1	2	2	0	0	0	0	8
Keyshawn Evans, g.....	2-9	1-5	3-4	0	2	2	0	8	4	0	0	1	30
Madison Williams, g.....	0-2	0-1	0-0	0	0	0	5	0	2	2	0	2	25
Isaac Gassman.....	0-1	0-1	0-0	0	2	2	1	0	1	0	1	3	20
Matt Hein.....	2-7	1-3	0-0	1	3	4	5	0	1	0	0	0	24
William Tinsley.....	2-5	1-3	0-0	0	2	2	0	5	0	0	1	0	15
Taylor Bruninga.....	2-5	2-5	0-1	0	3	3	3	6	3	1	1	1	16
TEAM.....				2	3	5							Deadball: 4

Totals..... 23-57 6-21 20-25 8 19 27 16 72 15 6 3 11 200

Percentages: Field Goal .404, 3-Point FG .286, Free Throw .800.

Halftime: ISU 38, MSU 29; Officials: Kelly Self, Kipp Kissinger, Ed Crenshaw.

Score by Periods	1st	2nd	Total
Missouri State.....	29	39	68
Illinois State.....	38	34	72

Game 18

Jan. 11, 2018, Ford Center, Evansville, Ind.

Evansville 64, Missouri State 55

Missouri State cut its double-figure deficit down to three with just over a minute to play, but could not catch the Evansville Purple Aces, falling 64-55.

Alize Johnson led three Bears in double figures with 16 points and 14 rebounds, while Reggie Scurry and Jarrid Rhodes added 10 points apiece.

Evansville never trailed and was led by Dru Smith's 15 points, while Dainius Chatkevicius scored 10 points with a team-high 11 rebounds.

The Bears trailed by seven at the midway point, but a 9-3 run by the Aces before the first media timeout of the second half dug MSU into a 42-31 deficit.

The visitors climbed back within four on free throws by Ronnie Rousseau III at the 8:35 mark and later got within four again on a tip-in by Scurry at 7:50. But it wasn't until the final minute of play when Johnson knocked down his second triple of the night, that MSU was able to get within 58-55.

But even that wasn't enough to break Evansville. The Bears would fail to score again, while UE tacked on six free throws in the clutch to secure the win.

MSU was out-rebounded for just the second time this season, coming up on the short end of a 38-31 Aces advantage on the glass.

Missouri State struggled out of the gates, missing its first six shots before Scurry, in his first career start, scored one off the glass nearly six minutes in. With just under 10 minutes left in the opening half, Rhodes converted a four-point play to get MSU within 12-10, and a layup by Jarrid Dixon a minute later kept MSU within 14-12.

But an 8-0 run by the Purple Aces that covered two minutes proved to be the difference in the first period. A pair of triples by Ryan Taylor and a steal and layup from John Hall made it a 22-12 game. UE would eventually lead by 11 after a trey by Smith, but Missouri State held the Aces without a field goal for the final four minutes of the opening half and went into the intermission down 31-24.

For the night, MSU was 21-for-58 (.362) from the field, 7-of-22 (.318) from three and 6-of-7 (.857) in its limited chances at the stripe. The Bears also committed 13 turnovers, five in the second half, and snagged seven steals.

Evansville made 22-of-48 (.458) from the field, 4-of-11 (.364) from bonus range, including three by Taylor, and converted 16-of-23 (.696) at the foul line with 14 turnovers.

Taylor finished with 13 points, while Evansville also got 11 points from R.J. Riley.

Noteworthy for the Bears was Johnson's sixth straight double-double. Obediah Church's streak of 38 straight starts was broken as he sat out with a nagging knee issue. And, senior Tanveer Bhullar, who had missed the previous four games due to a team rules suspension, returned to action and scored a first-half basket.

Evansville 64, Missouri State 55

Ford Center, Evansville, Ind. (Attendance: 3,237)

MISSOURI STATE (13-5)	FG	3Pt	FT	ORDR	Reb	PF	Pts.	A	TO	Bk	St	Min	
Reggie Scurry, f.....	5-11	0-1	0-0	1	1	2	4	10	0	1	2	0	26
Jarrid Rhodes, f.....	3-6	3-4	1-1	1	4	5	3	10	1	2	0	1	25
Alize Johnson, f.....	6-16	2-8	2-2	4	10	14	0	16	0	2	0	1	33
Jarred Dixon, g.....	2-10	1-4	1-2	1	1	2	2	6	5	0	0	3	34
Ryan Kreklow, g.....	0-2	0-1	0-0	0	1	1	3	0	4	0	1	1	25
Abdul Fofana.....	1-2	0-0	0-0	0	1	1	4	2	0	1	0	1	11
Mustafa Lawrence.....	0-1	0-1	0-0	0	0	0	1	0	0	0	0	0	4
Ronnie Rousseau III.....	3-5	1-2	2-2	0	1	1	0	9	0	3	0	0	15
J.T. Miller.....	0-3	0-1	0-0	0	3	3	3	0	3	4	0	0	24
Tanveer Bhullar.....	1-2	0-0	0-0	0	0	0	1	2	0	0	0	0	3
TEAM.....				2	0	2							Deadball: 1

Totals..... 21-58 7-22 6-7 9 22 31 21 55 13 13 3 7 200

Percentages: Field Goal .362, 3-Point FG .318, Free Throw .857.

EVANSVILLE (12-6)	FG	3Pt	FT	ORDR	Reb	PF	Pts.	A	TO	Bk	St	Min	
Dalen Traore, c.....	1-1	0-0	3-4	1	2	3	1	5	0	0	0	0	9
Ryan Taylor, g.....	5-19	3-8	0-0	2	3	5	2	13	3	1	0	0	40
Dru Smith, g.....	3-7	1-2	8-8	0	5	5	1	15	4	3	0	4	39
Noah Frederking, g.....	1-2	0-0	0-0	0	2	2	3	2	0	4	0	0	24
K.J. Riley, g.....	4-6	0-1	3-6	1	2	3	3	11	3	5	1	1	29
Evan Kuhlman.....	0-0	0-0	0-0	0	0	0	0	0	0	0	0	0	3
Dainius Chatkevicius.....	5-9	0-0	0-1	4	7	11	1	10	0	1	2	0	28
John Hall.....	3-4	0-0	2-4	1	5	6	1	8	0	0	0	1	28
TEAM.....				0	3	3							Deadball: 2

Totals..... 22-48 4-11 16-23 9 29 38 12 64 10 14 3 6 200

Percentages: Field Goal .458, 3-Point FG .364, Free Throw .696.

Halftime: UE 31, MSU 24; Officials: Tom Eades, Paul Janssen, Jeb Hartness.

Score by Periods	1st	2nd	Total
Missouri State.....	24	31	55
Evansville.....	31	33	64

Game 19

Jan. 14, 2018, JQH Arena, Springfield, Mo.

Missouri State 76, Indiana State 73

Missouri State made seven free throws in the final 52 seconds to take a 76-73 win over visiting Indiana State in a thrilling Missouri Valley Conference showdown.

The Bears were led by Alize Johnson's 21 points and 16 rebounds. He and Ryan Kreklow each contributed three charity shots in the final minutes to help ice the win, while Jarred Dixon scored 15 for the home club.

Missouri State led by 10 at the half and extended its advantage to a game-best 11 points midway through the second half on back-to-back 3-pointers by Johnson and a free throw by J.T. Miller that made it 57-46.

ISU then ripped off eight unanswered points over the next three minutes to make it a 57-54 contest. The Bears called a timeout and immediately went back to Miller whose driving layup gave MSU some breathing room with just under 8 minutes left.

The Bears clung to a narrow advantage until a triple by Demonte Ojinnaka, his second of the afternoon, gave the Sycamores their first lead of the day, 63-62.

Johnson and Dixon knotted the score with free throws on Missouri State's next two trips, but another ISU 3-pointer, this time by Barnes, with 2:26 to play gave the visitors their biggest lead, 68-65.

Missouri State rallied in the final two minutes, getting a runner by Ronnie Rousseau III to close the gap to one, and then retaking the lead, 69-68, on a floater by Dixon with 1:23 to play. Indiana State missed its next three shots, which the Bears turned into four unanswered points at the foul line – three by Johnson and one by Rousseau – to push the Bears ahead by five.

But with 6.1 seconds to play, Barnes knocked down his fourth trey of the game, to keep the visitors within striking distance, 73-71. Kreklow was quickly fouled with 5.2 seconds remaining and made one of two to get MSU's lead back to three.

Down the stretch, the Bears fouled Barnes before Indiana State could get across half court and attempt a potential game-tying three. Barnes made both free throws to make it a one-point contest, but MSU was able to inbound the ball to Kreklow with two ticks, and he iced the victory by making both free throws in the clutch.

Missouri State converted 46.3 percent of its field goal attempts (25-of-54) on the game, matching their best so far in league play, while knocking down 6-of-19 (.316) threes and 20-of-29 (.690) free throws with a 33-29 edge in rebounding.

In the first half, both teams were slow getting started, but a layup by Church and 3-point play by Johnson gave MSU a five-point advantage six minutes in. Later, a 10-0 run by Missouri State over a three-minute stretch pushed the home club ahead 16-6 with 8:49 left in the opening stanza.

ISU knocked down three treys over the next four minutes to stay close, but it was back-to-back triples by Kreklow before the intermission that put MSU up 40-30 at the midway point.

Missouri State 76, Indiana State 73

JQH Arena, Springfield, Mo. (Attendance: 4,137)

INDIANA STATE (8-10)	FG	3Pt	FT	ORDR	Reb	PF	Pts.	A	TO	Bk	St	Min
Bronson Kessinger, f	2-6	0-3	1-2	1	2	3	5	5	0	0	0	15
Brandon Murphy, c	2-3	0-0	1-4	2	2	4	5	5	1	0	0	12
Jordan Barnes, g	6-17	4-11	2-2	0	1	1	4	18	3	2	0	36
Brenton Scott, g	3-6	2-5	5-5	0	5	5	2	13	1	3	0	36
Clayton Hughes, g	0-1	0-1	2-2	0	2	2	1	2	5	2	0	21
Demonte Ojinnaka	3-5	2-4	0-0	0	1	1	2	8	0	0	0	22
Tyreke Key	5-10	2-5	4-4	0	6	6	0	16	2	0	0	30
Daniel Huenermann	0-1	0-0	0-0	0	0	0	0	0	0	0	0	1
Matt Deady	0-1	0-0	2-2	0	0	0	0	2	0	0	0	9
Emondre Rickman	2-4	0-0	0-2	3	1	4	1	4	0	3	1	18
TEAM				2	1	3		Deadball: 4				
Totals	23-54	10-29	17-23	8	21	29	73	12	10	1	4	200

Percentages: Field Goal .426, 3-Point FG .345, Free Throw .739.

MISSOURI STATE (14-5)	FG	3Pt	FT	ORDR	Reb	PF	Pts.	A	TO	Bk	St	Min
Reggie Scurry, f	1-3	0-0	1-2	0	1	1	3	1	1	2	0	20
Jarrid Rhodes, f	2-5	1-3	1-1	1	2	3	6	0	2	1	1	27
Alize Johnson, f	7-11	2-5	5-7	5	11	16	2	21	2	1	0	34
Jarred Dixon, g	4-9	1-3	6-6	1	2	3	2	15	1	2	0	36
Ronnie Rousseau III, g	3-11	0-3	1-4	0	2	2	3	7	0	0	0	29
Abdul Fofana	0-0	0-0	0-0	1	0	1	0	0	0	0	0	2
Obediah Church	4-5	0-0	1-1	1	1	2	3	9	0	1	2	19
Ryan Kreklow	2-5	2-5	3-4	0	0	0	2	9	2	3	0	14
J.T. Miller	2-5	0-0	2-4	0	4	4	3	6	2	1	0	19
TEAM				1	0	1		Deadball: 9				
Totals	25-54	6-19	20-29	10	23	33	76	8	11	5	2	200

Percentages: Field Goal .463, 3-Point FG .316, Free Throw .690.

Halftime: MSU 40, ISU 30; Officials: Gary Maxwell, Gerry Pollard, Brad Ferrie.

Score by Periods	1st	2nd	Total
Indiana State	30	43	73
Missouri State	40	36	76

Game 20

Jan. 17, 2018, JQH Arena, Springfield, Mo.

Missouri State 64, Valparaiso 57

Missouri State used the momentum of an 18-3 second-half run to overcome an early deficit and dispatch visiting Valparaiso, 64-57, to complete the season sweep of the Missouri Valley Conference newcomers.

MSU was led by senior Alize Johnson who posted his eighth straight double-double with 24 points and 17 rebounds to lead all players. Jarred Dixon added 12 points in the winning cause.

Valpo got 12 points off the bench from Markus Golder and 10 from Tevonn Walker.

The Bears trailed by nine in the first half, by five at halftime and fell behind 35-28 early in the second half before Johnson and the home club began chipping away. Johnson hit 3-pointers on back-to-back possessions and then threw down a dunk to get MSU within three. J.T. Miller tacked on a free throw to make it 39-37.

Just over four minutes later, Dixon gave MSU its first lead since 20-18 when he scored a traditional 3-point play to make it 45-43.

Dixon and Johnson would continue to rally the troops on the offensive end, while Jarrid Rhodes, Ryan Kreklow, Ronnie Rousseau III, Obediah Church and a host of others amped up the defensive pressure. By the time, Church threw down an uncontested dunk with 4:51 left in the game, Missouri State led 57-46 – its biggest advantage of the night.

Thanks to Walker, Max Joseph and Bakari Evelyn, the Crusaders made one last charge and climbed within 58-54 with 1:52 to play. But Johnson stepped up on the defensive end and drew a charge on Golder with just 76 seconds remaining and put a damper on Valpo's hopes.

Dixon iced 5-of-6 free throws in the final minute to stretch the MSU advantage to seven and help the Bears improve to 9-1 at JQH Arena this season.

Missouri State out-rebounded its 18th opponent of the campaign, boasting a 43-37 edge on the glass, while holding Valpo to just 35.5 percent from the field and 19 percent from long range.

The Bears converted 44 percent of their shots in the second half and finished 24-of-56 (.429) overall. MSU overcame a slow start from long range, going 4-of-9 in the second half and 5-of-21 overall from 3-point distance.

Church finished with 8 points, 6 rebounds and 2 blocks in his return to the starting rotation, while Reggie Scurry came off the bench to add 7 points and 5 boards. Rhodes also added 6 boards for MSU.

In the first half, Valparaiso used runs of 11-0 and 12-2 to take a 31-26 lead into the intermission. After the Crusaders built a 13-4 advantage seven minutes in, the Bears rallied with a 10-0 outburst of their own, capitalized by a Scurry jumper to push MSU up 18-15 at the 7:46 mark.

Scurry tied the game, 22-22, with just over three minutes left before the break on a short bucket off the window. But Valpo was game and reeled off the next seven straight points, including four by Evelyn to take the lead at the midway point.

Missouri State 64, Valparaiso 57

JQH Arena, Springfield, Mo. (Attendance: 4,876)

VALPARAISO (11-9)	FG	3Pt	FT	ORDR	Reb	PF	Pts.	A	TO	Bk	St	Min
Mileek McMillan, f	1-2	1-2	0-0	0	0	0	1	3	1	2	0	12
Derrick Smits, c	4-9	0-0	0-0	2	1	3	3	8	0	0	1	20
Tevonn Walker, g	4-15	0-6	2-3	3	2	5	2	10	1	3	0	31
Max Joseph, g	2-7	1-4	4-6	1	6	7	3	9	0	0	1	30
Bakari Evelyn, g	4-10	1-4	0-1	1	4	5	2	9	2	1	0	35
Micah Bradford	2-5	1-3	0-0	0	3	3	3	5	3	3	1	25
Markus Golder	5-11	0-2	2-3	3	2	5	1	12	1	1	0	32
Jaume Sorolla	0-3	0-0	1-2	1	3	4	1	0	1	1	0	19
TEAM				2	3	5		Deadball: 2				
Totals	22-62	4-21	9-15	13	24	37	19	57	8	11	4	10

Percentages: Field Goal .355, 3-Point FG .190, Free Throw .600.

MISSOURI STATE (15-5)	FG	3Pt	FT	ORDR	Reb	PF	Pts.	A	TO	Bk	St	Min
Obediah Church, f	4-7	0-0	0-0	3	3	6	2	8	1	2	2	19
Jarrid Rhodes, f	2-6	1-4	0-0	3	3	6	2	5	3	1	0	32
Alize Johnson, f	9-14	3-6	3-6	5	12	17	2	24	2	3	1	32
Jarred Dixon, g	3-8	0-1	6-7	0	3	3	3	12	0	2	1	35
Ronnie Rousseau III, g	2-6	0-3	0-1	0	1	1	0	4	0	2	0	25
Reggie Scurry	3-9	0-1	1-3	0	5	5	1	7	1	0	0	19
Ryan Kreklow	1-5	1-5	0-0	0	3	3	4	3	1	1	0	25
Ross Owens	0-0	0-0	0-0	0	0	0	1	0	0	1	0	3
J.T. Miller	0-1	0-1	1-2	0	1	1	0	1	1	3	0	10
TEAM				1	0	1		Deadball: 4				
Totals	24-56	5-21	11-19	12	31	43	15	64	9	15	4	6

Percentages: Field Goal .429, 3-Point FG .238, Free Throw .579.

Halftime: VU 31, MSU 26; Officials: Rick Crawford, Jeff Malham, Jeff Campbell.

Score by Periods	1st	2nd	Total
Valparaiso	31	26	57
Missouri State	26	38	64

Game 21

**Jan. 20, 2018, Knapp Cener, Des Moines, Iowa
Drake 61, Missouri State 58**

Reed Timmer's 24 points, and Drake's precision free throw shooting were enough to lead Drake past Missouri State, 61-58, in comeback fashion.

The Bears were led by Jarrid Rhodes and Jarred Dixon who scored 15 points apiece, while J.T. Miller added 11 off the bench.

The game featured nine ties and four lead changes, but the last six minutes were the most dramatic.

MSU led by five at the break, but Drake fought back to take the lead less than four minutes into the second half. The Bears regained their composure and used an 8-2 run to push ahead by six with just over 13 minutes left to play.

Drake rallied again, using a 7-0 swing to take a 44-43 lead with 8:42 on the clock.

The Bears tied the game again on a layup by Rhodes with 6:28 to go, but would go the next three minutes without a field goal before Rhodes scored on a put-back at 3:07 that made it a 54-53 game.

Timmer's layup in transition with 43 seconds gave the Bulldogs a three-point lead, and his two free throws with 25.6 showing made it 58-53.

But the Bears rallied late, getting a layup by Dixon and a triple by Rhodes in the span of just eight seconds to make it a two point game with 10.1 to play.

C.J. Rivers missed two free throws for the Bulldogs with 8.7 seconds left, but Miller's ensuing drive to the basket for the potential tying shot was snuffed out by Drake. The Bears then fouled Nick McGlynn who made one of two shots, but Missouri State failed to get off a potential game-tying 3-pointer before the clock expired.

MSU was out-rebounded 43-40 but made four more buckets than DU, converting 24-of-67 (.358) shots and 5-of-17 (.294) from three. The Bears were only allotted seven trips to the foul line, making five.

The Bears also committed just eight turnovers on the day.

Drake was held to 3-of-26 (.115) from long distance, and 20-of-58 (.345) overall, but won the game at the line where they made 18 straight before finishing the game 18-of-21 (.857).

In the first half, Missouri State made four more field goals than the Bulldogs and held Drake to its lowest first-half total of the year, leading 28-23 at the midway point.

After falling behind 5-2 early, Missouri State used an 11-0 run that included a triple by Miller to push ahead 13-5 just eight minutes in. Drake answered with an 8-2 outburst before Jarrid Rhodes dropped in a triple for the visitors.

The Bears survived a brief 6-0 run by Drake in the final four minutes of the half, using a Dixon floater and back-to-back drives by Miller to go into the intermission with a five-point advantage.

Drake 61, Missouri State 58

Knapp Center, Des Moines, Iowa (Attendance:3,647)

MISSOURI STATE (15-5)	FG	3Pt	FT	OR DR	Reb	PF	Pts.	A	TO	Bk	St	Min
Obediah Church, f.....	2-4	0-0	0-0	1	0	1	2	4	0	0	0	18
Jarrid Rhodes, f.....	6-12	3-5	0-0	4	4	8	3	15	0	2	0	29
Alize Johnson, f.....	0-9	0-2	2-2	3	8	11	2	2	1	0	1	30
Jarred Dixon, g.....	6-12	0-2	3-5	0	2	2	0	15	4	0	0	36
Ronnie Rousseau III, g.....	0-4	0-3	0-0	0	2	2	2	0	3	3	0	16
Reggie Scurry.....	4-11	0-0	0-0	1	5	6	4	8	0	0	1	21
Ryan Kreklow.....	1-3	1-2	0-0	0	4	4	4	3	2	0	0	21
Ross Owens.....	0-1	0-1	0-0	0	0	0	0	0	0	0	1	4
J.T. Miller.....	5-11	1-2	0-0	1	1	2	2	11	2	3	0	25
TEAM.....				2	2	4						Deadball: 0
Totals.....	24-67	5-17	5-7	12	28	40	19	58	12	8	2	6 200

Percentages: Field Goal .358, 3-Point FG .294, Free Throw .714.

DRAKE (11-9)	FG	3Pt	FT	OR DR	Reb	PF	Pts.	A	TO	Bk	St	Min
Nick McGlynn, f.....	2-6	0-1	2-3	2	5	7	2	6	1	0	3	23
C.J. Rivers, g.....	0-2	0-0	0-2	1	6	7	0	0	2	1	0	25
De'Antae McMurray, g.....	4-10	0-2	0-0	0	6	6	2	8	3	1	0	32
Reed Timmer, g.....	7-18	2-10	8-8	0	3	3	0	24	0	2	1	31
Ore Arogundade, g.....	2-5	1-4	4-4	2	6	8	3	9	1	2	0	32
Jalen Gibbs.....	0-3	0-2	0-0	0	0	0	1	0	0	0	0	9
Graham Woodward.....	2-8	0-5	2-2	1	2	3	2	6	1	0	0	21
Noah Thomas.....	2-3	0-1	0-0	0	1	1	0	4	0	2	0	10
Casey Schlatter.....	1-3	0-1	2-2	5	0	5	3	4	1	2	1	17
TEAM.....				0	3	3						Deadball: 3
Totals.....	20-58	3-26	18-21	11	32	43	13	61	9	10	5	3 200

Percentages: Field Goal .345, 3-Point FG .115, Free Throw .857.

Halftime: MSU 28, DU 23; Officials: James Durham, John Hendricks, Ervin Wilson.

Score by Periods	1st	2nd	Total
Missouri State.....	28	30	58
Drake.....	23	38	61

Game 22

**Jan. 23, 2018, Carver Arena, Peoria, Ill.
Bradley 72, Missouri State 52**

Bradley used a 16-0 run over a key seven-minute stretch in the second half to extend a one-point lead to 17 and never looked back in a 72-52 win over visiting Missouri State.

The Bears all but erased a double-figure deficit before halftime, but after a baseline jumper by Jarrid Rhodes 70 seconds into the second period, MSU saw its offensive well dry up. Meanwhile, Bradley started firing on all cylinders to put the outcome in hand.

With 12:33 to play, Elijah Childs ripped an offensive rebound out of the hands of Alize Johnson and put it back in to make it 42-30. On Bradley's next possession, Darrell Brown knocked down a triple before Koch Barr answered with another BU layup moments later to put the home side up 47-30 with just under 11 minutes to go.

The Braves would eventually lead by as many as 20 as the Braves improved to 11-0 at home.

"We struggled to score," said MSU head coach Paul Lusk. "They were much better the second half and it just got away from us."

Ronnie Rousseau III shared team-high honors with Jarrid Rhodes, scoring 10 points apiece. Rousseau also added four assists, while Obediah Church snagged a team-high 9 rebounds to go with 8 points.

Bradley's Darrell Brown scored 20 points to lead three Braves in double figures, while Elijah Childs scored 12 and gathered up 12 rebounds.

In the first half, Bradley had two 5-0 runs and a 6-0 run to lead 16-5 just six-and-a-half minutes into the game. The Braves pushed ahead 20-8 after a jumper by Jayden Hodgson with 9:47 to go in the stanza.

But the Bears rallied from there, getting key defensive stops and a 7-0 run to get back in it. A trey by Jarred Dixon, a bucket by Church and a baseline jumper by Rousseau made it a 24-21 game.

BU's Dwayne Lautier-Ogunleye knocked down a 3-pointer on Bradley's next possession to push the home side ahead by six, but the Bears ended the half with five of the last seven points, first on a layup by Ross Owens and then a trey at the buzzer by Rousseau to make it a 29-28 game at the intermission.

For the game, Bradley out-rebounded Missouri State by a 39-35 margin, marking the second straight game – and just fourth this season – the Bears have lost the battle of the glass.

The Bears converted just 31.6 percent of their field goal attempts (18-of-57) and 8-of-33 (.242) from three, but committed just 11 turnovers.

Bradley made good on 26-of-58 (.448) shots overall and 6-of-19 (.316) from three with five turnovers.

Bradley 72 Missouri State 52

Carver Arena, Peoria, Ill. (Attendance:5,041)

MISSOURI STATE (15-7)	FG	3Pt	FT	OR DR	Reb	PF	Pts.	A	TO	Bk	St	Min
Obediah Church, f.....	3-5	0-0	2-4	6	3	9	1	8	2	1	4	32
Jarrid Rhodes, f.....	3-9	2-6	2-2	1	3	4	1	10	0	0	0	28
Alize Johnson, f.....	2-5	0-2	3-5	3	2	5	3	7	0	2	0	15
Jarred Dixon, g.....	2-10	2-6	0-0	4	2	6	0	6	1	3	1	35
Ronnie Rousseau III, g.....	4-12	2-8	0-0	0	1	1	3	10	4	0	0	31
Mustafa Lawrence.....	1-1	0-0	0-0	0	0	0	2	2	0	0	0	2
Ryan Kreklow.....	1-4	1-4	1-2	0	3	3	2	4	2	0	0	21
Ross Owens.....	2-7	1-6	0-0	0	2	2	1	5	1	0	0	21
J.T. Miller.....	0-4	0-1	0-0	0	1	1	1	0	1	4	0	10
Tanveer Bhullar.....	0-0	0-0	0-0	0	0	0	1	0	1	0	0	5
TEAM.....				3	1	4						Deadball: 2 1
Totals.....	18-57	8-33	8-13	17	18	35	15	52	12	11	5	3 200

Percentages: Field Goal .316, 3-Point FG .242, Free Throw .615.

BRADLEY (15-7)	FG	3Pt	FT	OR DR	Reb	PF	Pts.	A	TO	Bk	St	Min
Donte Thomas, f.....	6-8	0-1	1-2	4	3	7	4	13	1	0	1	23
Elijah Childs, f.....	5-10	0-1	2-2	5	7	12	3	12	1	0	0	29
Darrell Brown, g.....	6-16	4-7	4-4	0	4	4	1	20	8	0	0	34
Dwayne Lautier-Ogunleye, g.....	4-8	1-4	0-0	0	0	0	4	9	0	2	1	25
Jayden Hodgson, g.....	2-5	1-3	2-2	1	3	4	1	7	1	1	0	30
Luqman Lundy.....	0-0	0-0	0-0	0	0	0	0	0	0	0	0	1
Koch Barr.....	1-2	0-0	4-4	2	2	4	1	6	0	1	1	19
Luuk van Bree.....	0-1	0-0	1-2	0	1	1	0	1	0	0	0	5
Ryan Stipanovich.....	0-2	0-1	0-0	0	1	1	1	0	0	0	0	6
Nate Kennell.....	2-6	0-2	0-0	1	2	3	3	4	4	1	0	28
TEAM.....				1	2	3						Deadball: 2
Totals.....	26-58	6-19	14-16	14	25	39	18	72	15	5	3	5 200

Percentages: Field Goal .448, 3-Point FG .316, Free Throw .875.

Halftime: BU 29, MSU 28; Officials: Tom O'Neill, Kelly Self, Mike O'Neill.


Score by Periods	1st	2nd	Total
Missouri State.....	28	24	52
Bradley.....	29	43	72



Paul Lusk

HEAD COACH
Seventh Season

M.S.E, Missouri State, 2000
B.S., Southern Illinois, 1995
Hometown - New Baden, Illinois



Paul Lusk is in his seventh season as Missouri State's sideline boss. The former standout player in the Missouri Valley Conference continues to stockpile talent for a proud Bears' basketball program and return it to prominence in the league he grew up in.

In his six seasons on the Springfield campus, Lusk has coached 10 MVC Scholar-Athlete Team selections, five All-MVC players, four All-Freshman Team picks, four members of the MVC All-Newcomer Team and two members of The Valley Most-Improved Team. Lusk, 46, also boasts the MVC Newcomer of the Year each of the past two seasons.

In 2016-17, Lusk and the Bears turned a corner with the club's first winning campaign in three years and a strong run to the MVC Tournament semifinals. MSU was 17-16 overall and 11-6 at JQH Arena with junior transfer Alize Johnson reeling off 17 double-doubles to earn Valley Newcomer of the Year and All-MVC first-team honors. The Bears scored 72.8 points per game in a fan-friendly upturn in offensive production.

The Bears also boasted an MVC All-Defensive Team pick in sophomore Obediah Church -- the club's first since 2011 -- behind his 74 blocks and high-flying rebounds as well as All-Bench Team pick Jarred Dixon. Postseason honors also netted two picks to the Valley Scholar-Athlete Team.

Junior Dequon Miller became the fifth Missouri State player to earn MVC Newcomer of the Year laurels in 2015-16, highlighting a season in which the squad's rookies stole the spotlight. Freshman standouts Obediah Church and Jarred Dixon both earned MVC All-Freshman Team distinction.

The young Bears spent much of Lusk's fifth season battling through injuries and adversity with two of the club's backcourt starters combining to miss 39 games on the injured reserve. However, the Bears showed tremendous resolve, collecting a clutch road win at Oklahoma State, defeating NCAA Tournament sweetheart Northern Iowa at home, and reeling off three straight Valley road wins in the month of January. MSU also finished the season strong, winning four of its last five at home and battling No. 2 seed Evansville to the wire in the second round of the MVC Tournament in St. Louis.

In 2014-15, the Bears managed an 8-6 record at JQH Arena to complete the club's 44th straight season with a winning record at home. The Bears also finished in the top 100 of all Division I programs in home attendance for the 30th straight season. Postseason honors in Lusk's fourth year included a pair of MVC Scholar-Athlete performers. Dorrian Williams was also named to the MVC Most-Improved Team.

Lusk led the Bears to their first 20-win season and postseason appearance of his tenure in 2013-14 with MSU's trip to the Valley Tournament semifinals since 2011 and a CIT first-round appearance.

After his third season in Springfield, Lusk was recognized with distinguished honors. He finished third in the MVC Coach of the Year voting and was named a finalist for the 2014 Skip Prosser Man of the Year Award. The Prosser Award is presented annually to honor those elite coaches who not only achieve success

on the basketball court but who display moral integrity off of it. Lusk's Bears played four top-10 ranked teams in his third season and parlayed that experience into manufacturing the eighth-best turnaround in the NCAA Division I ranks. MSU improved by a +9.0 margin in the span of a year, the third-best improvement in MSU history as well.

Senior Jarmar Gulley earned second-team All-MVC honors in 2014, while classmate Nathan Scheer snagged MVC Scholar-Athlete Team honors for a third straight year. Likewise, Ruder earned MVC All-Freshman team honors after he broke the Bears' freshman 3-point record (72), making him just the fourth freshman in Valley history to score 70 or more long-range shots in a season.

The 2013-14 squad compiled a 20-13 ledger, including a 14-3 mark at home. MSU finished 85th in the final regular-season RPI, making it the highest-rated team to not make the 2014 NIT or NCAA fields.

In 2012-13, Lusk fielded the seventh-youngest team in Division I basketball but led MSU to a winning record at home and the fifth-best turnover average in the nation (10.2). The Bears also set program high-water marks for most games ever against ranked opponents with six and the best single-season scoring total for a freshman class in program history.

The rebuilding campaign saw the young club finish in the NCAA's top 100 in home attendance average. The squad's lone senior Anthony Downing was named All-MVC honorable mention, while Nathan Scheer earned a spot on the MVC All-Bench Team and MVC Scholar-Athlete first team. Christian Kirk was also a postseason honoree with MVC Scholar-Athlete second-team distinction.

The busiest road schedule in school history saw the 2012-13 Bears log 21,373 miles of ground and air miles that included a summer tour of Costa Rica and Thanksgiving trip to Puerto Vallarta, Mexico. After a couple of last-second defeats in the Puerto Vallarta event, the Bears started the MVC schedule with a 3-1 record, including a home win over rival Southern Illinois.

In his debut season at Missouri State in 2011-12, Lusk guided the Bears to a share of third place in the Missouri Valley Conference, tied a school record for most road wins and finished 16-16 overall with arguably the toughest non-conference schedule in the program's history. Close calls and tight finishes became the team's calling card with five overtime games and 17 games decided by single digits. MSU's 12 single-digit losses were the most in the MVC and program's most since 2002.

Lusk's inaugural campaign was also highlighted by a 4-0 start that included one-sided road wins at Nevada and Arkansas State. The Bears began league play with a 12-point win at No. 19 Creighton, the team's first Top 25 win since 2008 and first-ever road win over a ranked opponent. The Bears came within an eyelash of beating Big East power West Virginia in the Las Vegas Classic and also had No. 18 Creighton on the ropes in the final seconds of a home game at JQH Arena in two potential season-changing decisions.

Downing went on to earn a spot on the 2012 MVC All-Newcomer Team, and Michael Bizoukas, a one-year senior transfer from DePaul, led The Valley in



Head Coach Paul Lusk

assists and assist-to-turnover ratio. The team's six returning lettermen were also widely publicized in 2011-12 as senior Kyle Weems closed out his career as the program's No. 2 career scorer while earning All-MVC first team honors and becoming a finalist for the Lou Henson Mid-Major National Player of the Year Award. The Bears claimed MVC Newcomer of the Week honors eight times, the second-highest total by one school in league history.

Lusk came to Missouri State after seven seasons as an assistant coach at Purdue. When former Boilermaker associate Cuonzo Martin came to MSU in 2008, Lusk was promoted to associate head coach under top man, Matt Painter, a position Lusk held until coming to Springfield.

During his tenure on the Purdue coaching staff, Lusk helped guide the Boilermakers to five consecutive NCAA Tournament appearances with a collective 129-45 ledger during that span. He first came to West Lafayette in 2004-05 as an assistant under then-coach Gene Keady and stayed on board at Purdue when Painter took the coaching reins in 2005-06.

Lusk was named by FoxSports.com as one of the nation's top 25 high-major assistant coaches in the summer of 2010. In April 2011, Lusk was inducted into the Illinois Basketball Hall of Fame. After his first year at MSU, CollegeSportsMadness.com named Lusk its 2012 MVC coach of the year after taking the Bears from a predicted sixth-place finish to tie for third.

Before moving to Purdue, he spent one season on Painter's staff at Southern Illinois in 2003-04, a campaign that also culminated in an NCAA Tournament berth, a No. 15 national ranking and a 25-5 record.

Prior to that, he spent one season as head coach at (Division III) University of Dubuque in Iowa. His head coaching debut came on the heels of three seasons at Division II Missouri Southern State in Joplin where he was an assistant under legendary coach Robert Corn. The Lions were 71-21 in that span (1999-2002) with an NCAA Tournament appearance in 1999-2000. His coaching career started with a one-year stint as an assistant at Southwestern Illinois

College in Belleville where coach Jay Harrington's Blue Storm finished 19-12.

The native of New Baden, Ill., began his playing career at Iowa in 1990 where he spent two years before he found a home at SIU under coach Rich Herrin. He helped guide the Salukis to three straight NCAA Tournament trips (1993-95), earning All-MVC second-team honors in 1994 with a 15.2 scoring average as a junior. As a senior, he earned a spot on the Valley Scholar-Athlete and All-Tournament teams and finished his career with 1,666 points.

He went on to play professionally both in the United States and Argentina and earned two different invitations to the Phoenix Suns' training camp.

A 1995 graduate of SIU-Carbondale, Lusk and his wife Melanie have a daughter, Maddie, and a son, Jack. The couple both earned their Masters of Science in Education from Missouri State in December 2000.

Lusk Coaching Resume

Year	School	Position	W-L	Pct.	Conf.	Finish	Postseason
1996-97	Southwestern Ill.	Assistant Coach	19-12	.613	--	--	--
1999-00	Missouri Southern	Assistant Coach	30-3	.909	16-2	1st	NCAA-II
2000-01	Missouri Southern	Assistant Coach	21-10	.677	13-5	t3rd	--
2001-02	Missouri Southern	Assistant Coach	20-8	.714	12-6	t3rd	--
2002-03	Dubuque (Iowa)	Head Coach	2-23	.080	2-14	9th	--
2003-04	Southern Illinois	Assistant Coach	25-5	.833	17-1	1st	NCAA
2004-05	Purdue	Assistant Coach	7-21	.250	3-13	10th	--
2005-06	Purdue	Assistant Coach	9-19	.321	3-13	11th	--
2006-07	Purdue	Assistant Coach	22-12	.647	9-7	4th	NCAA
2007-08	Purdue	Assistant Coach	25-9	.735	15-3	2nd	NCAA
2008-09	Purdue	Associate Head Coach	27-10	.730	11-7	2nd	NCAA
2009-10	Purdue	Associate Head Coach	29-6	.829	14-4	1st	NCAA
2010-11	Purdue	Associate Head Coach	26-8	.765	14-4	2nd	NCAA
2011-12	Missouri State	Head Coach	16-16	.500	9-9	t3rd	--
2012-13	Missouri State	Head Coach	11-22	.333	7-11	t7th	--
2013-14	Missouri State	Head Coach	20-13	.606	9-9	t4th	CIT
2014-15	Missouri State	Head Coach	11-20	.355	5-13	8th	--
2015-16	Missouri State	Head Coach	13-19	.406	8-10	t6th	--
2016-17	Missouri State	Head Coach	17-16	.515	7-11	t6th	--
2017-18	Missouri State	Head Coach	15-7	.714	5-4	--	--
Missouri State Totals			103-113	.479	50-67	--	--



The Lusk Family

(from left) Jack, Melanie, Paul and Maddie Lusk

Lusk at Missouri State

- 10 MVC Scholar-Athlete selections
- 5 All-MVC players
- 4 MVC All-Freshman Team selections
- 4 MVC All-Newcomer Team selections
- 2 MVC Most-Improved Team selections
- 2 MVC Newcomers of the Year
- 1 MVC Freshman of the Year
- 1 MVC All-Defensive Team selection
- 1 MVC All-Bench Team selection
- 2014 Skip Prosser Man of the Year Award Finalist



Lusk Coaching Milestones

Category	Date	Opponent	Score
1st Career Win	12/31/02	Dubuque vs. Mount Mercy	W 80-79
1st MSU Win	11/11/11	at Nevada	W 68-46
1st MVC Win	12/28/11	at #19 Creighton	W 77-65
50th Career Win	11/28/14	at Alaska-Anchorage	W 55-51
50th MVC Win	1/17/18	vs. Valparaiso	W 64-57
100th Career Win	12/19/17	vs. Wright State	W 66-50
100th MSU Win	12/31/17	at Valparaiso	W 67-50

Lusk vs. All Opponents

Opponent	W-L	Home	Away	Neutral
Air Force	0-1	0-0	0-1	0-0
Alabama A&M	2-1	2-0	0-1	0-0
Alaska Anchorage	1-0	0-0	1-0	0-0
Arkansas-Little Rock	2-0	2-0	1-0	0-0
Arkansas State	1-0	0-0	1-0	0-0
Avila	1-0	1-0	0-0	0-0
Bradley	9-4	6-0	3-4	0-0
Buena Vista	0-2	0-1	0-1	0-0
Butler	0-1	0-0	0-0	0-1
Cameron	1-0	1-0	0-0	0-0
Central (Iowa)	1-1	1-0	0-1	0-0
Chicago State	1-0	1-0	0-0	0-0
Clarke	0-1	0-0	0-1	0-0
Coe	0-2	0-1	0-1	0-0
Colorado State	1-1	1-0	0-0	0-1
Cornell College	0-1	0-1	0-1	0-0
Creighton	1-3	0-2	1-1	0-0
DePaul	1-1	0-0	0-1	1-0
Drake	10-4	5-1	4-3	1-0
Eastern Illinois	1-0	1-0	0-0	0-0
Eastern Michigan	1-1	0-1	1-0	0-0
Emporia State	1-0	1-0	0-0	0-0
Evangel	1-0	1-0	0-0	0-0
Florida Atlantic	1-0	0-0	0-0	1-0
Evansville	4-11	3-3	1-6	0-2
Fontbonne	1-0	1-0	0-0	0-0
Georgia Southern	0-1	0-0	0-0	0-1
Grambling	1-0	1-0	0-0	0-0
Hampton	2-0	2-0	0-0	0-0
Illinois State	4-10	3-3	0-7	1-0
IUPUI	1-0	1-0	0-0	0-0
Indiana State	8-5	6-1	2-4	0-0
Iowa Wesleyan	0-1	0-0	0-1	0-0
Jacksonville	0-1	0-1	0-0	0-0
Jacksonville State	1-0	1-0	0-0	0-0
Kennesaw State	1-0	1-0	0-0	0-0
Knox	0-1	0-0	0-1	0-0
Liberty	1-0	1-0	0-0	0-0
Loras	0-2	0-1	0-1	0-0
Louisville	0-1	0-0	0-1	0-0
Loyola Chicago	4-5	3-2	1-3	0-0
Luther	0-2	0-1	0-1	0-0
Malone	1-0	1-0	0-0	0-0
Manhattan	1-0	0-0	0-0	1-0
Minnesota	0-1	0-0	0-0	0-1
Mississippi State	0-1	0-0	0-0	0-1
Mount Mercy	1-1	1-0	0-1	0-0
Murray State	0-1	0-1	0-0	0-0
Nevada	1-0	0-0	1-0	0-0
New Mexico	0-1	0-0	0-1	0-0
New Mexico State	0-1	0-0	0-1	0-0
North Dakota State	2-1	1-1	1-0	0-0
Northern Iowa	5-9	3-4	1-5	1-0
Oklahoma State	1-2	0-1	1-1	0-0
Old Dominion	1-1	0-1	1-0	0-0
Oral Roberts	4-5	3-1	1-4	0-0
Philander Smith	1-0	1-0	0-0	0-0
San Diego State	0-1	0-1	0-0	0-0
Simpson (Iowa)	0-2	0-1	0-1	0-0
South Carolina	0-1	0-0	0-0	0-1
South Dakota State	1-0	0-0	0-0	1-0
Southeast Missouri St.	4-1	2-1	2-0	0-0
Southern University	1-0	1-0	0-0	0-0
Southern California	0-1	0-0	0-0	0-1
Southern Illinois	7-7	4-2	2-4	1-1
Southern Methodist	0-1	0-0	0-0	0-1
St. Mary's (Calif.)	0-1	0-0	0-0	0-1
Texas A&M	1-0	0-0	0-0	1-0
Texas A&M-Corpus Christi	1-0	1-0	0-0	0-0
Texas Tech	0-7	0-0	0-1	0-0
Tulsa	2-3	2-1	0-2	0-0
Utah State	0-1	0-1	0-0	0-0
Upper Iowa	0-2	0-1	0-1	0-0
Valparaiso	2-3	1-2	1-1	0-0
Virginia	0-1	0-0	0-0	0-1
Wartburg	0-2	0-1	0-1	0-0
Washington State	0-1	0-0	0-0	0-1
West Virginia	0-1	0-0	0-0	0-1
Western Kentucky	1-0	0-0	1-0	0-0
Wichita State	0-15	0-6	0-6	0-3
William Woods	1-0	1-0	0-0	0-0
Wisconsin-LaCrosse	0-1	0-1	0-0	0-0
Wisconsin-Platteville	0-1	0-0	0-1	0-0
Wright State	1-0	1-0	0-0	0-0
Totals	105-136	68-46	28-72	9-18
at Missouri State	103-113	66-37	28-58	9-18
MVC Games	50-67	34-24	16-43	---

Lusk Era Superlatives

MSU Game Highs		Individual	Team
Points	38	Marcus Marshall, vs. Eastern Illinois (11/14/14)	100 vs. Fontbonne (11/17/16)
Points, Half	25	Kyle Weems, at Creighton (12/28/11) 2nd	58 vs. Grambling (11/20/13) 2nd
Field Goals Made	12	Marcus Marshall, vs. Eastern Illinois (11/14/14) Camryn Boone vs. Evansville (3/4/16)	40 vs. Alabama A&M (11/11/16)
Field Goal Attempts	22	Kyle Weems, at Creighton (12/28/11)	74 vs. Oral Roberts (12/14/16)
Field Goal Percentage (min 5 FG)	1.000	Alize Johnson (8-8), vs. Alabama A&M (11/11/16)	.615 vs. Alabama A&M (40-65) (11/11/16)
3 Pt Field Goals Made	.833	Kyle Weems (10-12), vs. Drake (12/31/11)	
	7	Austin Ruder, vs. Arkansas-Little Rock (12/4/14) Marcus Marshall, at Tulsa (12/17/14)	15 vs. Jacksonville State (11/13/16)
3 Pt FG Attempts	12	Austin Ruder, vs. Illinois State (3/7/14) Chris Kendrix, at Northern Iowa (2/10/16)	38 at Illinois State (1/4/17)
3 Pt FG Percentage (min 3 3FG)	1.000	Ron Mvouika (6-6), at Northern Iowa (1/18/14)	.684 vs. Hampton (13-19) (12/8/17)
Free Throws Made	13	Marcus Marshall, vs. Wichita State (3/8/13)	33 vs. Tulsa (11/16/13)
Free Throw Attempts	16	Marcus Marshall, vs. Wichita State (3/8/13)	49 vs. Tulsa (11/16/13)
Free Throw Percentage	1.000	Anthony Downing (10-10), at Arkansas-Little Rock (12/10/11) Jarred Dixon (10-10), vs. Northern Iowa (3/3/17)	1.000 at Northern Iowa (4-4) (2/5/13) .947 vs. Eastern Michigan (18-19) (12/20/14) 52 at Old Dominion (11/8/13) vs. William Woods (11/27/15) vs. Indiana State (12/31/16) ot
Rebounds	21	Alize Johnson, at Drake (2/18/17)	24 vs. Kennesaw State (12/17/11) 24 at Evansville (2/25/12)
Assists	12	Michael Bizoukas, vs. Evansville (1/15/12)	
Turnovers	7	Michael Bizoukas, at Southern Illinois (2/8/12) Dorrian Williams, vs. Southern Illinois (3/5/15)	
Blocked Shots	6	Obediah Church, vs. Fontbonne (11/17/16) Obediah Church, at Drake (2/18/17)	11 vs. Drake (2/24/16)
Steals	6	Chris Kendrix, vs. Utah State (12/1/15) Jarred Dixon, vs. Illinois State (1/30/16)	13 vs. Jacksonville State (11/13/16)
Fouls	---		31 at Western Kentucky (11/10/17)
Opponent Game Highs		Individual	Team
Points	39	Doug McDermott, vs. Creighton (1/11/13)	99 at Wichita State (2/18/16)
Points, Half	28	Doug McDermott, vs. Creighton (1/11/13) 2nd	55 at Northern Iowa (1/18/14), 2nd
Field Goals Made	15	Doug McDermott, vs. Creighton (1/11/13)	39 at Wichita State (2/18/16)
Field Goal Attempts	24	Aaron Bacote, at Old Dominion (11/8/13) Justin Washington, vs. Evangel (11/24/17)	71 vs. Bradley (2/25/15)
Field Goal Percentage (min 5 FG)	1.000	Egidijus Mockevicius (6-6), at Evansville (1/2/13) Brandon Conley (6-6), at Oral Roberts (12/13/13)	.674 at Northern Iowa (31-46) (1/18/14)
	.846	Sean O'Brien (11-13), at Southern Illinois (1/28/17)	
3 Pt Field Goals Made	7	Kris Martin, vs. Oral Roberts (12/14/16)	15 at Creighton (1/30/13) at Illinois State (12/30/15)
3 Pt FG Attempts	14	Kris Martin, vs. Oral Roberts (12/14/16)	32 vs. Drake (1/24/17) ot
3 Pt FG Percentage (min 3 3FG)	1.000	Deontae Hawkins (5-5), at Illinois State (12/30/15)	.619 at Northern Iowa (13-21) (1/18/14) at Drake (13-21) (2/22/15)
Free Throws Made	16	Richard Carter, at Drake (1/29/14)	31 vs. Oklahoma State (12/7/11) & vs. Wichita State (1/11/14)
Free Throw Attempts	21	Devonte Brown, vs. Indiana State (2/13/16)	41 vs. Oklahoma State (12/7/11)
Free Throw Percentage	1.000	Devon Turk (13-13), at Loyola (1/5/14)	1.000 vs. Loyola Chicago (7-7) (2/4/15); & at Drake (7-7) (2/22/15) .952 vs. Wichita State (20-21) (3/4/17) 52 vs. San Diego State (11/17/12)
Rebounds	21	Josh Cunningham, vs. Bradley (2/25/15) Egidijus Mockevicius, vs. Evansville (1/2/16)	
Assists	11	Richard Carter, at Drake (1/29/14) Fred VanVleet, at Wichita State (2/7/15) I.J. Ready, vs. Mississippi State (11/22/15)	24 at Creighton (1/30/13) at Northern Iowa (1/18/14)
Turnovers	7	Jamaal Franklin, vs. San Diego State (11/17/12) Malcolm Drumwright, vs. Jacksonville State (11/13/16)	25 vs. South Carolina (11/24/12)
Blocked Shots	5	Egidijus Mockevicius, at Evansville (1/2/13) Egidijus Mockevicius, at Evansville (2/5/14) Egidijus Mockevicius, vs. Evansville (1/14/15) Paulty Paulicap, vs. Manhattan (11/21/17)	9 vs. San Diego State (11/17/12) at Evansville (1/2/13) at Oral Roberts (12/13/13)
Steals	5	done 5 times, last by Jamaal Calvin, vs. SEMO (12/17/16)	14 vs. Southern Illinois (1/10/12) vs. Southeast Missouri St. (12/17/16)
Fouls	---		34 vs. Tulsa (11/16/13)
Team Lows		Missouri State	Opponents
Points	35	at Wichita State (2/7/15)	27 vs. Fontbonne (11/17/16)
Largest Margin of Victory	73	vs. Fontbonne (11/17/16)	43 at Wichita State (2/7/15)
Field Goals Made	13	at Wichita State (2/7/15)	10 vs. Fontbonne (11/17/16)
Field Goal Attempts	37	at Arkansas-Little Rock (12/10/11) vs. Southern Illinois (12/30/12)	36 at Southern Illinois (12/31/14)
Field Goal Percentage	.250	at Wichita State (13-52) (2/7/15)	.192 vs. Fontbonne (10-52) (11/17/16)
3 Pt Field Goals Made	1	done 7 times, last vs. Manhattan (11/21/17)	0 at Evansville (2/5/14)
3 Pt FG Attempts	6	vs. Valparaiso (12/15/12)	6 vs. SMU (11/25/12)
3 Pt FG Percentage	.053	at Tulsa (1-19) (12/5/12)	.000 at Evansville (0-13) (2/5/14)
Free Throws Made	1	at Wichita State (2/15/12)	1 vs. North Dakota State (11/27/16)
Free Throw Attempts	2	at Wichita State (2/15/12)	2 vs. Northern Iowa (2/15/15)
Free Throw Percentage	.357	at Illinois State (5-14) (1/25/12)	.267 vs. Liberty (4-15) (11/26/13) .250 vs. North Dakota State (1-4) (11/27/16)
Rebounds	16	at Drake (1/29/14)	19 vs. Avila (11/19/14)
Assists	1	vs. North Dakota State (11/17/17)	2 vs. Fontbonne (11/17/16)
Turnovers	3	vs. Creighton (1/18/12) at Alabama A&M (12/18/12) vs. Bradley (3/2/13)	3 at Evansville (2/10/15) at Northern Iowa (2/10/16)
Blocked Shots	0	done 27 times, last vs. Northern Iowa (1/6/16)	0 done 13 times, last at Evansville (2/4/17)
Steals	0	vs. Kennesaw State (12/17/11) at Northern Iowa (2/10/16)	1 done 6 times, last vs. Oral Roberts (12/14/16)
Fouls	9	vs. Northern Iowa (1/6/16)	9 at Wichita State (2/15/12), at Northern Iowa (4-4) (2/5/13) vs. South Dakota State (12/2/17)

Individual Records

Games Played

Season: 36, Kyle Weems, Adam Leonard, Jermaine Mallett, Will Creekmore, Nafis Ricks, Caleb Patterson, 2009-10
Career: 134, Kyle Weems, 2008-12

Winning Games Played

Season: 28, Winston Garland, Greg Bell, Basil Robinson, Stan Worthy, 1986-87
Career: 87, Kelby Stuckey, 1985-89

Minutes Played

Game: 59, Kelby Stuckey, 12/8/87 vs. Kansas State (3ot)
Season: 1,277, Darryl Reid, 1990-91
Career: 3,995, Johnny Murdock, 1991-95

Average Minutes Played per Game

Season: 37.6, Darryl Reid, 1990-91
Career: 36.5, Mike Robinson, 1978-80

Points Scored

Half: 27, Jimmie Dull, 2/7/77 vs. Kentucky Wesleyan (second half)
Game: 53, Jimmie Dull, 2/7/77 vs. Ky. Wesleyan
Game, Two Players: 78 (Jimmie Dull 53, Charley Moore 25), 2/7/77 vs. Kentucky Wesleyan
First MSU Game: 33, Ryan Thornton, 12/22/90 vs. Indiana State
Season: 720, Winston Garland, 1986-87
Season, Two Players: 1179 (Daryl Garrison 617, Dennis Hill 562), 1973-74
Senior Year: 720, Winston Garland, 1986-87
Junior Year: 617, Daryl Garrison, 1973-74
Sophomore Year: 645, Danny Moore, 1996-97
Freshman Year: 368, Marcus Marshall, 2012-13
First MSU Season: 645, Danny Moore, 1996-97
Career: 1,975, Daryl Garrison, 1971-75
Two-Year Career: 1,248, Winston Garland, 1985-87

Scoring Average

Season: 24.5, Zack Townsend, 1971-72
Career: 18.5, Daryl Garrison, 1971-75
Two-Year Career: 22.2, Mike Robinson, 1978-80

Field Goals Made

Game: 20, Daryl Garrison, 2/8/75 vs. Central. Mo.
Season: 277, Curtis Perry, 1969-70
Career: 830, Daryl Garrison, 1971-75
Consecutive: 19, Eric Gray, 2/29/84-3/9/84

Field Goals Attempted

Game: 37, Jimmie Dull, 2/26/77 vs. Southeast Mo.
Season: 566, Daryl Garrison, 1973-74
Career: 1755, Daryl Garrison, 1971-75

Field Goal Percentage

Game (minimum 5 made): 1.000, Lou Shepherd, 2/2/67 vs. Northwest Missouri (10/10)
Season: .698, Lee Campbell, 1989-90
Career: .680, Lee Campbell, 1988-90

Three-Point Field Goals Made

Game: 8, Johnny Murdock, 2/6/93 vs. Indiana St., 1/19/94 vs. Okla. St., 2/18/95 vs. Drake; Kevin Ault, 2/15/98 vs. Illinois State
Season: 103, Adam Leonard, 2009-10
Career: 276, Blake Ahearn, 2003-07

Three-Point Field Goals Attempted

Game: 18, Johnny Murdock, 1/19/94 vs. Oklahoma St.
Season: 264, Adam Leonard, 2009-10
Career: 720, Johnny Murdock, 1991-95

Three-Point Field Goal Percentage

Game (min. 5 made): 1.000 (6/6), Ron Mvouika, 1/18/14, at Northern Iowa
Season: .526, Jason Gilbert, 2002-03
Career: .504, Winston Garland, 1986-87

Free Throws Made

Game: 19, Bob Curl, 12/13/71 vs. Truman State
Season: 214, Danny Moore, 1996-97
Career: 538, Danny Moore, 1996-99
Consecutive: 60, Blake Ahearn, 12/20/03-2/14/04; and 12/19/04-2/26/05

Free Throws Attempted

Game: 24, Darryl Reid, 11/25/90 vs. Hawaii
Season: 276, Danny Moore, 1996-97
Career: 685, Danny Moore, 1996-99

Free Throw Percentage

Game: 1.000, done last by Jarred Dixon (10-10), vs. UNI, 3/3/17
Season: .975, Blake Ahearn, 2003-04 (NCAA record)
Career: .947, Blake Ahearn, 2003-07 (NCAA record)

Rebounds

Game: 31, Curtis Perry, 2/10/70 vs. UT-Arlington
Game, Two Players: 39 (D. Bolden 21, L. Shepherd 18, 2/6/67; C. Perry 31, C. Williams 8, 2/10/70)
Season: 478, Curtis Perry, 1969-70
Career: 1,424, Curtis Perry, 1966-70
Two-Year Career: 650, Mike Robinson, 1978-80

Rebound Average

Season: 17.1, Curtis Perry, 1969-70
Career: 13.6, Curtis Perry, 1966-70

Assists

Game: 21, Andy Newton, 3/1/75 vs. Ky. Wesleyan
Season: 257, Arnold Bernard, 1990-91
Career: 507, Randy Towe, 1974-79

Personal Fouls

Season: 111, David Brewer, 1990-91
Career: 382, Kyle Weems 2008-12

Games Disqualified on Fouls

Season: 10, Jimmie Dull, 1976-77
Career: 19, Jimmie Dull, 1974-78

Steals

Game: 8, Winston Garland, 3/12/86 vs. Pittsburgh
Season: 82, Arnold Bernard, 1990-91
Career: 243, Kevin Ault, 1996-2000

Blocked Shots

Game: 7, Scott Hawk, 1/11/77 vs. Ky. Wesleyan; Ricky Johnson, 1/29/83 vs. Valparaiso
Season: 84, Danny Moore, 1998-99
Career: 167, Danny Moore, 1996-99

Turnovers

Game: 12, Keith Hilliard, 2/20/82 vs. Chicago State
Season: 134, Arnold Bernard, 1990-91
Career: 358, William Fontleroy, 1996-00

Team Records

Points Scored

Half: 66, 2/8/75 vs. Central Missouri (first half)
Game: 130, 2/8/75 vs. Central Missouri
Season: 2,572, 2009-10
Season, Scoring Average: 83.0, 1968-69
Season, Scoring Margin: +17.5, 1968-69
Greatest Margin of Victory, Game: 80, 2/14/18 (MSU 94, Missouri Wesleyan 14)
Greatest Margin of Defeat, Game: 53, 12/8/80 (Puget Sound 103, MSU 50)

Field Goals Made

Game: 55, 2/8/75 vs. Central Missouri
Season: 1,004, 1973-74

Field Goals Attempted

Game: 105, 3/11/53 vs. Stetson
Season: 2,234, 1973-74

Field Goal Percentage

Game: .714, 12/3/88 vs. Texas Wesleyan (40/56); 11/23/90 vs. Louisiana-Monroe (25/35)
Season: .530, 1984-85

Three-Point Field Goals Made

Game: 15, vs. Jacksonville State, 11/13/16
Season: 270, 2016-17

Three-Point Field Goals Attempted

Game: 38, at Illinois State, 1/4/17
Season: 743, 2016-17

Three-Point Field Goal Percentage

Game (min. 6 made): .889, vs. Tulsa (8/9), 12/2/89
Game (min 10 made): .684, vs. Hampton (13-19), 12/8/17
Season: .406, 2001-02

Free Throws Made

Game: 46, 1/11/55 vs. Northwest Missouri State
Season: 632, 1952-53

Free Throws Attempted

Game: 60, 1/11/55 vs. Northwest Missouri State
Season: 993, 1952-53

Free Throw Percentage

Game: 1.000, on many occasions
Season: .768, 1984-85

Rebounds

Game: 77, 1/28/67 vs. Central Missouri
Rebound Margin: +32, 11/19/14 vs. Avila
Season: 1,712, 1951-52
Best Rebound Average, Season: 54.0, 1968-69

Personal Fouls

Game: 36, 2/21/53 vs. Central Missouri
Season: 667, 2009-10

Assists

Game: 35, 1/8/75 vs. Missouri-St. Louis; 2/8/75 vs. Central Missouri; 3/1/75 vs. Kentucky Wesleyan
Season: 617, 1980-81

Steals

Game: 16, 2/7/79 vs. UMSL; 1/25/82 vs. Wis-Superior; 12/6/82 vs. Ark.; 2/8/86 vs. Chaminade; 1/3/87 vs. Minn.-Duluth
Season: 299, 1998-99

Blocked Shots

Game: 14, 3/1/90 vs. Northern Iowa
Season: 139, 1998-99

Turnovers

Game: 30, 1/23/82 vs. Nicholls; 2/22/86 vs. Cleveland St.
Season: 484, 2007-08

Season Win-Loss Records

Most Games Played: 36, 2009-10 (24-12)

Most Games Won: 28, 1986-87

Most Games Lost: 22, 20012-13

Best Winning Percentage: .929, 1923-24

Most MIAA Games Won: 11, 1977-78

Most MIAA Games Lost: 11, 1929-30

Best MIAA Winning Pct: 1.000, 1952, 1966, 1967

Cumulative MIAA Record: 349-207 (.628)

Total MIAA Titles Won: 19 (1928-31-34-35-49-50-52-53-54-58-59-66-67-68-69-70-73-74-78)

Consecutive MIAA Titles: 5 (1966-67-68-69-70)

MIAA Tourney Record: 1-1 (.500)

Most Mid-Continent Games Won: 13, 1986-87

Most Mid-Continent Games Lost: 6, 1984-85

Best Mid-Continent Winning Pct: .929, 1986-87

Cumulative Mid-Continent Record: 79-24 (.767)

Total Mid-Continent Titles: 4 (1987-88-89-90)

Consecutive Mid-Continent Titles: 4 (1987-88-89-90)

Mid-Continent Tourney Record: 9-4 (.692)

Mid-Continent Tourney Titles: 2 (1987-89)

Most MVC Games Won: 15, 2010-11

Most MVC Games Lost: 13, 2008-09 and 2014-15

Best MVC Winning Pct: .833 (15-3), 2010-11

Cumulative Missouri Valley Record: 262-222 (.541)

Missouri Valley Tourney Record: 30-26 (.536)

Missouri Valley Tourney Titles: 1 (1992)

Most Home Games Played: 21, 2009-10

Most Home Games Won: 19, 2009-10 (19-2)

Most Road & Neutral Games Played: 19, 1951-52

Most Road & Neutral Games Won: 14, 1951-52

Most Road Games Won: 8, done nine times, most recently in 2011-12 (8-6)

Most Consecutive Wins

Season: 21, 1948-49
Overall: 22, 1947-49
Home Games, Season: 14, 1948-49, 1958-59, 1968-69
Home Games, Overall: 41, 1/22/57 to 2/20/60
MIAA Games: 29, 2/23/65 to 2/5/68
MIAA Home Games: 23, 1/29/66 to 1/10/70
Mid-Continent Games: 10, 1/26/87 to 2/28/87
Mid-Continent Home Games: 23, 2/8/86 to 2/18/89
MVC Games: 12, 1/23/92 to 2/29/92
MVC Home Games: 8, 12/22/90 to 2/16/91; 1/15/92 to 2/29/92

Cons. Winning Seasons: 15, 1945-46 -1959-60

Total 20-Win Seasons: 29

Consecutive 20-Win Seasons: 8, 1985-86 to 1992-93

Cumulative Record: 1,638-962 (.630)

NIAA Tourney Record: 15-4 (.789)

NCAA Division II Tourney Record: 23-10 (.697)

CollegelInsider.com Postseason Tourney Rec: 4-1 (.800)

National Invitation Tournament Record: 10-9 (.526)

NCAA Division I Tourney Record: 3-6 (.333)

Opponent Records

Individual Records

Points: 45, Harold Robertson, Lincoln, 1/31/76
Field Goals: 18, H. Robertson, LU, 1/31/76, 2/4/78, 3/4/78
FG Attempts: 36, Harold Robertson, LU, 1/23/78, 2/4/78
Three-Point FGs: 9, Jason Perez, Wichita St., 2/2/00
Three-Point FG Att: 16, Reggie Brown, Richmond, 12/22/01
Free Throws: 21, Phillip Gilbert, Bradley, 3/1/04
Free Throw Attempts: 22, Phillip Gilbert, Bradley, 3/1/04
Rebounds: 22, Troy Mack, Wichita State, 1/18/99
Assists: 15, Jeff Branstetter, Central Missouri, 2/12/77; Lawrence Washington, Drury, 12/10/77
Blocked Shots: 7, Alyn Thomsen, Tulsa, 2/20/91; Danny Granger, Bradley, 2/20/02
Steals: 9, Rob Dye, Bradley, 1/13/99

Team Records

Points, Game: 106, Central Missouri, 1/11/75 and 2/8/75; Southern Illinois, 1/15/98
Points, Season: 2,387, 1980-81
Highest Scoring Average, Season: 79.6, 1980-81
Field Goals, Game: 47, Truman State, 1/29/77
Field Goal Attempts, Game: 97, Evansville, 12/6/75
Field Goals, Season: 1,003, 1973-74
Three-point FGs, Game: 16, Drake, 1/27/99; at Creighton, 1/30/13
Three-point FG Attempts, Game: 39, Drake, 1/27/99
Free Throws, Game: 35, Bradley, 3/1/04
Free Throw Attempts, Game: 42, Southern Ill., 1/7/02
Free Throws, Season: 672, 2009-10
Rebounds, Game: 68, Evansville, 12/6/75
Rebounds, Season: 1479, 1973-74

Individual, Single-Game Records

Scoring

- 53, Jimmie Dull, at Kentucky Wesleyan, 2/7/77
- 44, Jimmie Dull, vs. Southeast Missouri, 1/22/77
- 41, Daryel Garrison, vs. Central Missouri, 2/8/75
- 39, Don Anielak, at Truman State, 1/12/53
- 39, Curtis Perry, vs. Southeast Missouri, 12/13/69
- 39, Mike Robinson, vs. Missouri S&T, 2/26/79
- 38, Don Anielak, at Central Missouri, 2/21/53
- 38, Curtis Perry, at Southeast Missouri, 1/31/70
- 38, Curtis Perry, vs. Missouri S&T, 2/2/70
- 38, Daryel Garrison, at Central Missouri, 1/11/75
- 38, Marcus Marshall, vs. Eastern Illinois, 11/14/14
- 37, Jimmie Dull, at Southeast Missouri, 2/26/77
- 37, Jimmie Dull, at Kentucky Wesleyan, 2/24/78
- 37, Mike Robinson, vs. Missouri-St. Louis, 1/19/80
- 37, Dale Lamberth, at Indiana State, 3/1/08
- 36, Ben Kandlbinder, vs. Stephen F. Austin, 12/2/95
- 36, Danny Moore, at Creighton, 2/15/97
- 36, Marcus Marshall, 12/17/14 at Tulsa
- 35, Jim Gant, vs. Southern Utah (at Alamosa, Colo.), 12/28/65
- 35, Bob Curl, at Truman State, 12/13/71
- 35, Clay Holt, at Kansas State, 12/8/87
- 35, Johnny Murdock, vs. Oklahoma State, 1/19/94
- 34, Danny Bolden, vs. Missouri S&T, 1/4/65
- 34, Jim Gant, vs. Rockhurst College, 12/1/65
- 34, Zack Townsend, vs. Southeast Missouri, 2/21/72
- 34, Mike Robinson, at Central Missouri, 2/5/79
- 34, Mike Robinson, at Missouri-St. Louis, 2/7/79
- 34, Mike Robinson, vs. Missouri S&T, 1/26/80
- 34, Mike Robinson, vs. Truman State, 2/11/80
- 34, Mike Robinson, at Southeast Missouri, 2/23/80
- 34, Darryl Reid, at Drake, 1/14/91
- 34, Johnny Murdock, at Indiana State, 2/6/93
- 33, Dale Mathes, vs. Southern Illinois, 12/5/64
- 33, Lou Shepherd, at Central Missouri, 1/13/68
- 33, Zack Townsend, at Southeast Missouri, 2/7/72
- 33, Dennis Hill, vs. Kentucky Wesleyan, 3/1/75
- 33, Mike Robinson, vs. Southeast Missouri, 1/28/80
- 33, Ryan Thornton, vs. Indiana State, 12/22/90
- 33, Coleco Buie, vs. UT Martin, 12/1/95
- 40, Forrest Hamilton, vs. Southeast Missouri, 2/16/52
- 32, Curtis Perry, at Central Missouri, 2/14/70
- 32, Jimmie Dull, vs. Evangel College, 2/17/77
- 32, Jimmie Dull, vs. Central Missouri, 2/6/78
- 32, Jimmie Dull, at Central Missouri, 2/18/78
- 32, Darryl Reid, at Green Bay, 1/15/90
- 32, Merrill Andrews, vs. Weber State, 12/6/03
- 32, Blake Ahearn, vs. Texas A&M-Corpus Christi, 12/3/05
- 48, 31, Don Anielak, vs. Ft. Leonard Wood, 12/5/53
- 31, Jerry Kirksey, vs. Regis, 1/13/59
- 31, Danny Bolden, at Missouri S&T, 12/13/65
- 31, Curtis Perry, at Evansville, 1/8/69
- 31, Curtis Perry, vs. Emporia State, 12/3/69
- 31, Chuck Williams, vs. Texas-Arlington, 2/10/70
- 31, Curtis Perry, at Truman State, 2/23/70
- 31, Chuck Williams, vs. Cornell (at Brookings, S.D.), 3/7/70
- 31, Daryel Garrison, vs. Central Missouri, 1/12/74
- 31, Dennis Hill, at Kentucky Wesleyan, 2/4/74
- 31, Dennis Hill, at Rockhurst College, 12/4/74
- 31, Daryel Garrison, vs. Truman State, 2/17/75
- 31, Dennis Hill, at Southeast Missouri, 2/22/75
- 31, Andy Newton, vs. Lincoln, 1/12/76
- 31, Jimmie Dull, at Lincoln, 2/4/78
- 31, Jimmie Dull, at Southeast Missouri, 2/25/78
- 31, Kyle Weems, at Creighton, 12/28/11
- 65, 30, done 26 times, last by Camryn Boone, vs. Indiana St., 2/13/16

Rebounds

- 31, Curtis Perry, vs. Texas-Arlington, 2/10/70
- 30, Charles Peterson, at Truman State, 1/24/55
- 26, Mike Robinson, vs. Northwest Missouri, 2/9/80
- 25, Danny Bolden, vs. Missouri S&T, 2/23/65
- 25, Curtis Perry, vs. Southeast Missouri, 12/13/69
- 25, Curtis Perry, vs. Evansville, 1/7/70
- 24, Curtis Perry, vs. Pittsburg State, 2/7/69
- 24, Mike Robinson, vs. Southeast Missouri, 1/28/80
- 23, Lou Shepherd, vs. Truman State, 2/7/66
- 23, Mike Robinson, vs. Missouri S&T, 1/5/80
- 22, Curtis Perry, vs. Prairie View A&M, 2/21/68
- 22, Curtis Perry, at Evansville, 1/8/69
- 22, Curtis Perry, vs. Illinois State, 1/27/69
- 22, Curtis Perry, vs. Emporia State, 12/3/69
- 22, Curtis Perry, at Illinois State, 2/4/70
- 22, Mike Robinson, at Missouri S&T, 2/25/80
- 21, Danny Bolden, at Northwest Missouri, 1/13/64
- 21, Danny Bolden, vs. Central Wash. (at Chico, Cal.), 12/30/66
- 21, Danny Bolden, vs. Central Missouri, 1/7/67
- 21, Alize Johnson, at Drake, 2/18/17
- 21, Curtis Perry, at Northwest Missouri, 12/16/67
- 20, Curtis Perry, vs. Southeast Missouri, 1/6/69

- 20, Curtis Perry, vs. Central Missouri, 1/11/69
- 20, Curtis Perry, vs. Indiana State, 2/28/70
- 20, Curtis Perry, vs. Cornell (at Brookings, S.D.), 3/7/70
- 20, William Doolittle, vs. Northwest Missouri, 2/17/73
- 20, William Doolittle, at Central Missouri, 2/9/74
- 20, Scott Hawk, at Kentucky Wesleyan, 2/3/75
- 20, Lee Campbell, vs. Southern Utah State, 12/8/89
- 20, Lee Campbell, vs. Cleveland State, 1/22/90
- 20, Alize Johnson, at Indiana State, 1/18/17
- 20, Alize Johnson, vs. North Dakota State, 11/17/17
- 20, Alize Johnson, vs. Northern Iowa, 1/4/18

Field Goals

- 20, Daryel Garrison, vs. Central Missouri, 2/8/75
- 20, Daryel Garrison, at Kentucky Wesleyan, 2/7/77
- 18, Curtis Perry, at Southeast Missouri, 1/31/70
- 18, Mike Robinson, vs. Missouri S&T, 2/26/79
- 17, Curtis Perry, vs. Southeast Missouri, 12/13/69
- 16, Curtis Perry, vs. Missouri S&T, 2/2/70
- 16, Daryel Garrison, at Central Missouri, 1/11/75
- 16, Jimmie Dull, vs. Southeast Missouri, 1/22/77
- 16, Jimmie Dull, at Southeast Missouri, 2/26/77
- 16, Mike Robinson, at Central Missouri, 2/5/79
- 16, Mike Robinson, at Missouri-St. Louis, 2/7/79
- 16, Mike Robinson, vs. Missouri-St. Louis, 1/19/80
- 16, Mike Robinson, vs. Missouri S&T, 1/26/80
- 16, Mike Robinson, at Southeast Missouri, 2/23/80
- 15, Danny Bolden, vs. Missouri S&T, 1/4/65
- 15, Curtis Perry, at Truman State, 2/23/70
- 15, Zack Townsend, vs. Southeast Missouri, 2/21/72
- 15, Jimmie Dull, at Central Missouri, 2/18/78

Field Goal Attempts

- 37, Jimmie Dull, vs. Southeast Missouri, 2/26/77

Field Goal Percentage

- 1.000, Lou Shepherd, vs. Northwest Missouri (10/10), 2/2/67

Three-Point Field Goals

- 8, Johnny Murdock, at Indiana State, 2/6/93
- 8, Johnny Murdock, vs. Oklahoma State, 1/19/94
- 8, Johnny Murdock, at Drake, 2/18/95
- 8, Kevin Ault, at Illinois State, 2/15/98
- 7, Clay Holt, vs. Cleveland State, 1/23/88
- 7, Johnny Murdock, at Fordham, 12/21/93
- 7, Allen Phillips, vs. Northern Iowa, 1/5/00
- 7, Allen Phillips, vs. TCU, 1/8/00
- 7, Blake Ahearn, at Evansville, 1/28/04
- 7, Deke Thompson, at Evansville, 2/28/05
- 7, Adam Leonard, at Southern Illinois, 2/3/10
- 7, Adam Leonard, vs. Drake, 2/24/10
- 7, Adam Leonard, at Miami (Fla.), 3/21/11
- 7, Austin Ruder, vs. Little Rock, 12/4/14
- 7, Marcus Marshall, at Tulsa, 12/17/14
- 6, Dale Ribble, at Drake, 1/23/92
- 6, Ben Kandlbinder, at Drake, 2/18/95
- 6, Kevin Ault, vs. Bowling Green State, 12/6/97
- 6, Kevin Ault, at Southern Illinois, 1/15/98
- 6, Allen Phillips, vs. Western Illinois, 12/3/99
- 6, Daniel Novak, vs. Bradley, 1/21/01
- 6, Blake Ahearn, at San Diego, 12/9/03
- 6, Blake Ahearn, vs. Toledo, 11/11/06
- 6, Spencer Laurie, vs. Bradley, 1/2/08
- 6, Dale Lamberth, vs. Wichita State, 1/8/08
- 6, Kyle Weems, at Arkansas, 12/22/09
- 6, Kyle Weems, vs. Bradley, 1/9/10
- 6, Adam Leonard, vs. Louisiana Tech, 3/22/10
- 6, Kyle Weems, vs. Bradley, 2/9/11
- 6, Ron Mvouika, at Northern Iowa, 1/18/14
- 6, Austin Ruder, at Drake, 1/29/14
- 6, Austin Ruder, vs. Illinois State, 3/7/14
- 6, Marcus Marshall, vs. Eastern Illinois, 11/14/14
- 6, Dequan Miller, vs. Illinois State, 1/30/16
- 6, Austin Ruder, vs. Alabama A&M, 11/11/16

Three-Point Field Goal Attempts

- 18, Johnny Murdock, vs. Oklahoma State, 1/19/94

Three-Point Field Goal Percentage

- 1.000, Ron Mvouika (6-6), at Northern Iowa (6/6), 1/18/14
- 1.000, Kevin Ault (5-5), vs. Northern Iowa, 12/30/98
- 1.000, Tyler Chaney (5-5), vs. Evansville, 1/9/07
- 1.000, Jermaine Mallett (5-5), vs. Illinois State, 1/11/11
- 1.000, Nathan Scheer (5-5), vs. Southern Illinois, 12/30/12

Free Throws

- 19, Bob Curl, at Truman State, 12/13/71
- 17, Darryl Reid, at Hawaii, 11/25/90
- 16, Daryel Garrison, at Lincoln, 2/2/74
- 15, Don Anielak, at Truman State, 1/12/53
- 15, Jimmie Dull, at Kentucky Wesleyan, 2/7/77
- 15, William Fontleroy, vs. Illinois State, 1/18/98
- 14, Jay Kinsler, vs. Northwest Missouri, 1/23/59
- 14, Kelby Stuckey, vs. Southern Illinois, 12/22/88

- 14, Arnold Bernard, vs. Cleveland State, 1/22/90
- 14, Arnold Bernard, vs. La.-Monroe (at Honolulu), 11/23/90
- 14, Shawn Latimer, at Southern Illinois, 2/16/95
- 14, Blake Ahearn, vs. Wichita State, 1/7/70
- 13, Bill Price, at Northwest Missouri, 1/23/54
- 13, Charles Peterson, vs. Southeast Missouri, 1/8/55
- 13, Max Oldham, vs. East Texas State, 1/4/56
- 13, Joe Reiter, vs. Truman State, 2/4/57
- 13, Jerry Kirksey, vs. Regis, 1/12/59
- 13, Dale Mathes, vs. Southern Illinois, 12/5/64
- 13, Chris Scott, at Valparaiso, 1/28/84
- 13, Arnold Bernard, at Tennessee State, 12/4/90
- 13, Tony Graves, vs. Southern Illinois, 12/27/93
- 13, Ben Kandlbinder, vs. Northwestern State, 12/16/95
- 13, Danny Moore, at Indiana State, 2/12/98
- 13, Mike Wallace, at Evansville, 12/30/01
- 13, Marcus Marshall, vs. Wichita State (at St. Louis), 3/8/13

Free Throw Attempts

- 24, Darryl Reid, at Hawaii, 11/25/90

Assists

- 21, Andy Newton, vs. Kentucky Wesleyan, 3/1/75
- 17, Randy Towe, vs. Northwest Missouri, 1/4/79
- 15, Randy Towe, vs. Northwest Missouri, 2/11/78
- 15, Randy Towe, vs. Drury, 2/22/79
- 15, Doug Lewis, vs. Texas Wesleyan, 12/3/88
- 14, Randy Towe, at Southeast Missouri, 2/25/78
- 14, Randy Towe, at Eastern Illinois, 12/2/78
- 14, Randy Towe, vs. Southeast Missouri, 2/24/79
- 14, Doug Lewis, vs. Oral Roberts, 1/23/89
- 10, 13, Andy Newton, vs. Truman State, 1/3/75
- 13, Andy Newton, vs. Northwest Missouri, 2/15/75
- 13, Randy Towe, at Missouri-St. Louis, 2/8/78
- 13, Randy Towe, vs. Grand Canyon, 12/9/78
- 13, Randy Towe, at Missouri-St. Louis, 2/7/79
- 13, Deron Thomas, vs. Albany State, 12/14/79
- 13, Brian Smith, vs. Iowa Wesleyan, 12/22/84
- 13, Arnold Bernard, vs. Cleveland State, 1/22/90
- 18, 12, Randy Magers, vs. Missouri S&T, 2/25/74
- 12, Andy Newton, vs. Central Missouri, 2/8/75
- 12, Randy Towe, at Southeast Missouri, 2/26/77
- 12, Randy Towe, vs. Kentucky Wesleyan, 1/10/78
- 12, Randy Towe, vs. Benedictine, 11/28/78
- 12, Randy Towe, vs. Central Missouri, 2/17/79
- 12, Randy Towe, vs. Missouri S&T, 2/26/79
- 12, Wes Dunn, vs. Missouri S&T, 1/26/80
- 12, Keith Hilliard, vs. Chicago State, 1/28/82
- 12, Brian Smith, vs. Eastern Illinois, 2/21/83
- 12, Basil Robinson, vs. Missouri-St. Louis, 1/4/86
- 12, Basil Robinson, vs. Northern Iowa, 2/10/86
- 12, Doug Lewis, vs. Valparaiso, 3/7/89
- 12, Arnold Bernard, vs. Northern Iowa, 3/1/90
- 12, Arnold Bernard, vs. Prairie View A&M, 12/7/90
- 12, Arnold Bernard, at Drake, 1/14/91
- 12, Arnold Bernard, vs. Wichita State, 2/2/91
- 12, Arnold Bernard, vs. Bradley, 2/16/91
- 12, William Fontleroy, at Illinois State, 2/15/98
- 12, Justin Fuehmeyer, vs. UNC Greensboro, 11/17/07
- 12, Michael Bizoukas, vs. Evansville, 1/15/12

Steals

- 8, Winston Garland, vs. Pittsburgh, 3/12/86
- 7, Doug Lewis, at Illinois-Chicago, 2/25/88
- 6, Jimmie Dull, vs. Missouri S&T, 1/24/77
- 6, Jimmie Dull, vs. Northwest Missouri, 1/5/78
- 6, Jimmie Dull, vs. Lincoln, 1/23/78
- 6, Randy Towe, at Central Missouri, 2/5/79
- 6, Larry Lewis, at Evansville, 1/20/80
- 6, Keith Hilliard, vs. Wis.-Eau Claire, 12/12/81
- 6, Winston Garland, vs. Benedictine, 11/23/85
- 6, Arnold Bernard, vs. Washington (at El Paso, Texas), 12/28/90
- 6, Rodney Perry, vs. Indiana State, 2/20/93
- 6, Anthony Edwards, at Tulsa, 12/11/93
- 6, Kevin Ault, vs. Long Beach State, 12/9/98
- 6, Deven Mitchell, vs. Illinois State, 2/26/05
- 6, Spencer Laurie, vs. Indiana State, 1/15/08
- 6, Chris Kendrix, vs. Utah State, 12/11/15
- 6, Jarred Dixon, vs. Illinois State, 1/30/16

Blocked Shots

- 7, Scott Hawk, vs. Kentucky Wesleyan, 1/11/77
- 7, Ricky Johnson, at Valparaiso, 1/29/83
- 6, Ed Liliensiek, vs. Henderson State, 12/15/79
- 6, Ricky Johnson, vs. Southern, 11/29/82
- 6, Ricky Johnson, at Central Missouri, 1/30/82
- 6, Jeff Ford, vs. Northern Iowa, 3/1/90
- 6, Tony Graves, at Drake, 2/18/93
- 6, Johnny Epps, at Creighton, 1/27/96
- 6, Danny Moore, at Bradley, 2/13/98
- 6, Danny Moore, vs. Texas Southern, 12/4/98
- 6, Drew Richards, vs. Harding, 11/16/07
- 6, Obediah Church, vs. Fontbonne, 11/17/16
- 6, Obediah Church, at Drake, 2/18/17
- 4, 5, done 25 times, last by Obediah Church vs. Evangel, 11/24/17

Individual, Single-Season Records

Points

1. Winston Garland (1986-87).....	720
2. Curtis Perry (1969-70).....	684
3. Danny Moore (1996-97).....	645
4. Mike Robinson (1979-80).....	630
5. Daryel Garrison (1973-74).....	617
Jimmie Dull (1977-78).....	617
7. Zack Townsend (1971-72).....	589
8. Daryel Garrison (1974-75).....	578
9. Curtis Perry (1968-69).....	572
10. Jimmie Dull (1976-77).....	567
11. Dennis Hill (1973-74).....	562
12. Kyle Weems (2010-11).....	561
13. Darryl Reid (1990-91).....	555
14. Darryl Reid (1989-90).....	550
15. Danny Bolden (1966-67).....	549
16. Danny Moore (1998-99).....	543
17. Johnny Murdock (1992-93).....	536
18. Hubert Henderson (1988-89).....	533
19. Winston Garland (1985-86).....	528
20. Mike Robinson (1978-79).....	524
21. Jim Gant (1965-66).....	522
22. Chuck Williams (1968-69).....	519
23. Don Anielak (1952-53).....	515
24. Blake Ahearn (2006-07).....	509
25. Johnny Murdock (1993-94).....	506
26. Danny Moore (1997-98).....	503
27. Blake Ahearn (2005-06).....	501
28. Kyle Weems (2011-12).....	500
29. Kyle Weems (2009-10).....	491
30. Keith Hilliard (1981-82).....	488
31. Alize Johnson (2016-17).....	487
32. Jim Murphy (1950-51).....	483
33. Dale Lamberth (2007-08).....	480
34. Lee Campbell (1989-90).....	482
35. Chuck Williams (1969-70).....	477
36. Kevin Ault (1997-98).....	474
Jarmar Gulley (2013-14).....	474
38. Deven Mitchell (2007-08).....	473
39. Dennis Hill (1974-75).....	472
40. Johnny Murdock (1994-95).....	471
41. Adam Leonard (2009-10).....	467
42. Andy Newton (1975-76).....	465
43. Forrest Hamilton (1952-53).....	464
44. Daryel Garrison (1972-73).....	462
45. Kelby Stuckey (1987-88).....	459
46. Lou Shepherd (1967-68).....	454
Terrance McGee (2001-02).....	454
48. Clay Holt (1987-88).....	453
Anthony Downing (2012-13).....	453
50. Gene Ruble (1948-49).....	451
51. Coleco Buie (1996-97).....	449
52. Art Helms (1953-54).....	448
Danny Bolden (1965-66).....	448
54. Kelby Stuckey (1988-89).....	447
55. Allen Phillips (1999-2000).....	442
56. Chuck Williams (1970-71).....	438
57. Handy Johnson (1984-85).....	437
58. Stan Worthy (1987-88).....	436
59. Terrance McGee (2002-03).....	433
60. Jim Gummersbach (1966-67).....	431
61. Phil Schlegel (1985-86).....	422
62. Bobby Howard (1982-83).....	421
63. Dequon Miller (2016-17).....	419
64. Jim Gant (1964-65).....	418
65. Randy Stange (1984-85).....	416
66. Mike Wallace (2001-02).....	415
67. Ben Kandlbinder (1995-96).....	413
68. Greg Bell (1985-86).....	410
69. Danny Bolden (1964-65).....	409
Jermaine Mallett (2010-11).....	409
71. Jack Israel (1958-59).....	407
72. Dequon Miller (2015-16).....	406
73. Arnold Bernard (1990-91).....	405
74. Don Anielak (1963-64).....	404
75. Curtis Perry (1967-68).....	402
Scott Brakebill (2001-02).....	402
77. Jay Kinser (1959-60).....	398
78. Will Creekmore (2010-11).....	395
79. Jerry Kirksey (1960-61).....	390
Joe Ward (1982-83).....	390
81. Kevin Ault (1998-99).....	387
82. Ardie McCoy (1969-70).....	385
83. Gene Ruble (1949-50).....	383
84. Jermaine Mallett (2009-10).....	382
85. Chris Scott (1983-84).....	381
86. Scott Brakebill (1999-2000).....	378
Camryn Boone (2015-16).....	378

Scoring Average

1. Zack Townsend (1971-72).....	24.5
2. Curtis Perry (1969-70).....	24.4
3. Mike Robinson (1979-80).....	23.3
4. Jim Gant (1965-66).....	22.7
5. Jimmie Dull (1976-77).....	22.7
6. Daryel Garrison (1974-75).....	22.2
7. Jimmie Dull (1977-78).....	22.0

8. Winston Garland (1986-87).....	21.2
9. Mike Robinson (1978-79).....	21.0
10. Daryel Garrison (1973-74).....	20.6

Games Played

1. Weems, Leonard, Mallett, Ricks, Creekmore, Patterson, (2009-10).....	36
7. Weems, Mallett, Creekmore, Leonard, Ricks, Scheer (2010-11).....	35

Minutes Played

1. Darryl Reid (1990-91).....	1277
2. Basil Robinson (1986-87).....	1191
3. Adam Leonard (2009-10).....	1178
Adam Leonard (2010-11).....	1178
5. Dequon Miller (2016-17).....	1174
6. Arnold Bernard (1990-91).....	1170
7. Jermaine Mallett (2010-11).....	1153
8. Anthony Downing (2012-13).....	1133
9. Winston Garland (1986-87).....	1119
10. Winston Garland (1985-86).....	1112

Minutes Per Game

1. Darryl Reid (1990-91).....	37.6
2. Mike Robinson (1979-80).....	37.5
3. Daryel Garrison (1974-75).....	37.4
4. Ricky Johnson (1982-83).....	36.8
5. Jimmie Dull (1977-78).....	36.6
6. Dennis Hill (1974-75).....	36.2
7. Daryel Garrison (1973-74).....	36.1
8. Clay Holt (1987-88).....	36.1
9. Johnny Murdock (1994-95).....	36.0
10. William Doolittle (1973-74).....	36.0

20-Point Games

1. Curtis Perry (1969-70).....	22
2. Winston Garland (1986-87).....	21
3. Zack Townsend (1971-72).....	20
4. Daryel Garrison (1973-74).....	18
5. Jim Gant (1965-66).....	17
Daryel Garrison (1974-75).....	17
Mike Robinson (1979-80).....	17
8. Jimmie Dull (1977-78).....	16
9. Dennis Hill (1973-74).....	15
Jimmie Dull (1976-77).....	15
Mike Robinson (1978-79).....	15

Double-Figure Scoring Games

1. Winston Garland (1986-87).....	34
2. Danny Moore (1996-97).....	33
Kyle Weems (2010-11).....	33
4. Danny Moore (1998-99).....	30
Kyle Weems (2009-10).....	30
Kyle Weems (2011-12).....	30
7. Curtis Perry (1968-69).....	29
Daryel Garrison (1973-74).....	29
Winston Garland (1985-86).....	29
Deven Mitchell (2007-08).....	29

Rebounds

1. Curtis Perry (1969-70).....	478
2. Curtis Perry (1968-69).....	427
3. William Doolittle (1973-74).....	380
4. Bill Lea (1951-52).....	379
5. William Doolittle (1972-73).....	376
6. Mike Robinson (1979-80).....	367
7. Lee Campbell (1989-90).....	363
8. Alize Johnson (2016-17).....	351
9. Curtis Perry (1967-68).....	323
10. Mike Wallace (2001-02).....	314

Rebounding Average

1. Curtis Perry (1969-70).....	17.1
2. Curtis Perry (1968-69).....	14.7
3. Mike Robinson (1979-80).....	13.6
4. William Doolittle (1972-73).....	13.4
5. Bill Lea (1951-52).....	13.1
6. Curtis Perry (1967-68).....	12.9
7. Don Carlson (1964-65).....	12.7
8. William Doolittle (1973-74).....	12.7
9. Danny Bolden (1964-65).....	12.5
10. Lee Campbell (1989-90).....	12.5

Field Goals

1. Curtis Perry (1969-70).....	277
2. Mike Robinson (1979-80).....	274
Winston Garland (1986-87).....	274
4. Daryel Garrison (1973-74).....	260
5. Jimmie Dull (1977-78).....	255
6. Daryel Garrison (1974-75).....	251
7. Curtis Perry (1968-69).....	242
8. Mike Robinson (1978-79).....	241
9. Zack Townsend (1971-72).....	238
10. Dennis Hill (1973-74).....	237

Field Goal Attempts

1. Daryel Garrison (1973-74).....	566
2. Curtis Perry (1969-70).....	560
3. Winston Garland (1986-87).....	545
4. Dennis Hill (1974-74).....	540
5. Jimmie Dull (1977-78).....	524
6. Curtis Perry (1968-69).....	522
7. Mike Robinson (1979-80).....	514
8. Jimmy Murphy (1950-51).....	506
9. Jim Gant (1965-66).....	500
10. Dan Bolden (191966-67).....	495
Jimmie Dull (1976-77).....	495

Field Goal Percentage (min. 2.0 FG/game)

1. Lee Campbell (1989-90).....	698
2. Derek Thomas (1984-85).....	692
3. Eric Gray (1983-84).....	654
4. Lee Campbell (1988-89).....	645
5. Kelby Stuckey (1987-88).....	641
6. David Brewer (1990-91).....	624
7. Tamarr Maclin (2001-05).....	613
8. Kelby Stuckey (1986-87).....	608
9. Stan Worthy (1987-88).....	606
10. Danny Moore (1996-97).....	602

Three-Point Field Goals

1. Adam Leonard (2009-10).....	103
2. Johnny Murdock (1992-93).....	94
Blake Ahearn (2006-07).....	94
4. Kevin Ault (1997-98).....	91
5. Adam Leonard (2010-11).....	86
6. Johnny Murdock (1993-94).....	82
7. Blake Ahearn (2005-06).....	74
8. Kyle Weems (2009-10).....	72
Austin Ruder (2013-14).....	72
10. Allen Phillips (1999-2000).....	71

Three-Point Field Goal Attempts

1. Adam Leonard (2009-10).....	264
2. Johnny Murdock (1993-94).....	238
3. Adam Leonard (2010-11).....	231
4. Johnny Murdock (1992-93).....	222
5. Kevin Ault (1997-98).....	212
6. Blake Ahearn (2006-07).....	202
7. Blake Ahearn (2005-06).....	196
8. Johnny Murdock (1994-95).....	183
9. Austin Ruder (2013-14).....	180
10. Allen Phillips (1999-2000).....	178

Three-Point Field Goal Pct. (min. 0.5 3pt./game)

1. Jason Gilbert (2002-03).....	526
2. Winston Garland (1986-87).....	504
3. Jeff Ford (1989-90).....	500
4. Andre Rigsby (1990-91).....	485
5. Dale Lamberth (2005-06).....	469
6. Josh Hotz (1995-96).....	466
7. Blake Ahearn (2006-07).....	465
8. Deke Thompson (2004-05).....	454
9. Robert Yanders (2001-02).....	444
10. Arnold Bernard (1989-90).....	443

Personal Fouls

1. David Brewer (1990-91).....	111
2. Art Helms (1952-53).....	110
3. Bill Thomas (1952-53).....	108
Kyle Weems (2009-10).....	108
5. Danny Moore (1996-97).....	105
Drew Richards (2006-07).....	105
Wade Knapp (2008-09).....	105
8. Doug Lewis (1988-89).....	104
9. Kelby Stuckey (1986-87).....	103
Tamarr Maclin (1904-05).....	103
Jarmar Gulley (2013-14).....	103

PF Disqualifications

1. Jimmie Dull (1976-77).....	10
Sky Frazier (2005-06).....	10
3. Scott Hawk (1974-75).....	7
Arnold Bernard (1990-91).....	7
5. Done 12 times, last by Camryn Boone (2014-15).....	6

Free Throws

1. Danny Moore (1996-97).....	214
2. Danny Moore (1997-98).....	173
3. Kelby Stuckey (1988-89).....	161
4. Deven Mitchell (2007-08).....	159
5. Darryl Reid (1989-90).....	155
Arnold Bernard (1990-91).....	155
Darryl Reid (1990-91).....	155
8. Danny Moore (1998-99).....	151
9. Don Anielak (1952-53).....	145
10. Jackie Crawford (1991-92).....	142

Free Throw Attempts

1. Danny Moore (1996-97).....	276
2. Kelby Stuckey (1988-89).....	231
3. Don Anielak (1952-53).....	225
4. Darryl Reid (1990-91).....	222
5. Arnold Bernard (1990-91).....	215
6. Curtis Perry (1969-70).....	207
Danny Moore (1997-98).....	207
8. Danny Moore (1998-99).....	202
9. Darryl Reid (1989-90).....	200
10. Keith Hilliard (1981-82).....	193

Free Throw Percentage (min. 1.5 FT/game)

1. Blake Ahearn (2003-04).....	975
2. Blake Ahearn (2004-05).....	947
3. Blake Ahearn (2005-06).....	936
4. Blake Ahearn (2006-07).....	925
5. Kevin Ault (1997-98).....	900
6. Marcus Marshall (2014-15).....	899
7. Deven Mitchell (2007-08).....	893
8. Jerry Stockard (1960-61).....	872
9. Kellen Easley (2004-05).....	865
10. Kevin Ault (1996-97).....	859

Assists

1. Arnold Bernard (1990-91).....	257
2. Randy Towe (1978-79).....	241
3. Arnold Bernard (1989-90).....	199
4. Brian Smith (1984-85).....	185
5. Randy Towe (1977-78).....	184
6. Doug Lewis (1988-89).....	183
7. Basil Robinson (1986-87).....	178
8. Michael Bizoukas (2011-12).....	174
9. Andy Newton (1974-75).....	170
Basil Robinson (1985-86).....	170

Assists Per Game

1. Randy Towe (1978-79).....	9.3
2. Arnold Bernard (1990-91).....	7.6
3. Randy Towe (1977-78).....	7.1
4. Wes Dunn (1979-80).....	7.1
5. Arnold Bernard (1989-90).....	6.9
6. Andy Newton (1974-75).....	6.5
7. Brian Smith (1984-85).....	6.2
8. Doug Lewis (1988-89).....	6.1
9. Keith Hilliard (1981-82).....	6.1
10. Michael Bizoukas (2011-12).....	5.44

Assist-to-Turnover Ratio

1. Randy Towe (1978-79).....	4.46
2. Randy Towe (1977-78).....	3.68
3. Brian Smith (1984-85).....	3.63
4. Michael Bizoukas (2011-12).....	2.95
5. Brian Smith (1982-83).....	2.89
6. Basil Robinson (1986-87).....	2.618
7. Basil Robinson (1985-86).....	2.615
8. Brian Smith (1983-84).....	2.54
9. Wes Dunn (1979-80).....	2.49
10. Doug Lewis (1988-89).....	2.440

Turnovers

1. Arnold Bernard (1990-91).....	134
2. Keith Hilliard (1981-82).....	117
3. Arnold Bernard (1989-90).....	110
4. William Fontleroy (1998-99).....	107
5. Daryel Garrison (1973-74).....	103
6. Terrance McGee (2001-02).....	101
7. Merrill Andrews (2003-04).....	99
8. William Fontleroy (1999-2000).....	98
9. Darryl Reid (1990-91).....	97

Individual, Career Records

Scoring

1. Daryl Garrison (1971-75).....	1975
2. Kyle Weems (2008-12).....	1868
3. Curtis Perry (1966-70).....	1835
4. Johnny Murdock (1991-95).....	1834
5. Danny Bolden (1963-67).....	1718
6. Danny Moore (1996-99).....	1691
7. Chuck Williams (1967-71).....	1687
8. Blake Ahearn (2003-07).....	1677
9. Jimmie Dull (1974-78).....	1532
10. Kevin Ault (1996-2000).....	1508
11. Ben Kandlbinder (1994-98).....	1429
12. Gene Ruble (1946-50).....	1406
13. Jim Gant (1962-66).....	1341
14. Winston Garland (1985-87)#.....	1248
15. Kelby Stuckey (1985-89).....	1188
16. Scott Brakebill (1998-2002).....	1170
17. Mike Robinson (1978-80)#.....	1154
Larry Lewis (1976-80).....	1154
19. William Fontleroy (1996-2000).....	1133
20. Deven Mitchell (2003-08).....	1131
21. Darryl Reid (1989-91)#.....	1105
22. Andy Newton (1973-76).....	1079
23. Dennis Hill (1973-75)#.....	1034
24. Anthony Boggs (1980-84).....	1018
25. Max Oldham (1954-58).....	1016
Charles Marshall (1960-64).....	1016
27. Lou Shepherd (1964-68).....	1009
28. Jerry Anderson (1951-55).....	1000
29. Jerry Kirksey (1958-61).....	973
30. Tyler Chaney (2003-07).....	957
31. Dale Lamberth (2005-08).....	954
32. Nathan Bilyeu (2003-07).....	939
33. Phil Schlegel (1983-86).....	900
34. Don Anielak (1952-54)#.....	888
35. Terrance McGee (2001-03)#.....	887
36. Ed Liliensiek (1977-81).....	882
37. Will Creekmore (2008-11).....	881
38. Jimmy Murphy (1950-52)#.....	877
39. Dequan Miller (2015-17)#.....	825
40. Bill Lea (1948-52).....	823
41. Anthony Downing (2011-13)#.....	822
42. Adam Leonard (2009-11)#.....	819
43. Coleco Buie (1995-97)#.....	817
44. Alize Johnson (2016-pres.)#.....	814
45. Forrest Hamilton (1951-53)#.....	813
Marcus Marshall (2012-15).....	813
47. Tamar Maclin (2001-05).....	809
48. Jamar Gulley (2011-14)#.....	806
49. Milt McDonald (1974-78).....	805
50. Randy Magers (1970-74).....	791
Jermaine Mallett (2009-11)#.....	791
52. Russ Robinson (1955-59).....	787
53. Jay Kinsler (1957-60).....	784
54. Monwell Randle (2000-04).....	782
55. Kellen Easley (2002-06).....	782
56. Eric Thompson (1969-73).....	781
57. Mike Wallace (2000-02)#.....	762
58. William Doolittle (1970-74).....	757
59. Greg Bell (1985-87)#.....	752
60. Joe Ward (1980-83).....	751
61. Art Helms (1952-54)#.....	750
62. Allen Phillips (1998-2000)#.....	744
63. Harry Policape (1976-80).....	739
64. Don Carlson (1963-67).....	736
Arnold Bernard (1989-91)#.....	736
66. Jack Israel (1957-59)#.....	732
67. Stan Worthy (1986-88)#.....	722
68. Caleb Patterson (2009-12).....	721
69. Lee Campbell (1988-90)#.....	719
70. Christian Kirk (2011-15).....	718
71. Bobby Howard (1981-83).....	716
Chris Kendrix (2014-17).....	716
73. Austin Ruder (2013-17).....	707
74. Randy Stange (1983-85)#.....	706
75. Jarred Dixon (2015-pres.).....	702
76. Mert Bancroft (1965-69).....	697
77. Zack Townsend (1971-72).....	691
78. Spencer Laurie (2006-09).....	686
79. Jackie Crawford (1991-93).....	681
80. Bill Thomas (1950-53).....	678
81. Ryan Bettenhausen (1995-99).....	677
82. Phil Shannahan (1963-67).....	676
83. Dorrian Williams (2012-16).....	663
84. Merrill Andrews (2002-04).....	654
85. Camryn Boone (2014-16)#.....	647
86. Scott Hawk (1974-78).....	643
87. Carl Wilks (1958-62).....	637
88. Max Gee (1966-69).....	635
89. Chris Ward (1984-86).....	628
90. Chuck Peterson (1953-55).....	617
Clay Holt (1986-88).....	617
92. Robert Yanders (2000-02).....	616
93. Jim Gummersbach (1965-67).....	615
94. Drew Richards (2004-08).....	611

Scoring Average

1. Mike Robinson (1978-80).....	22.2
---------------------------------	------

2. Winston Garland (1985-87).....	18.9
3. Jimmy Murphy (1950-52).....	18.5
4. Dennis Hill (1973-75).....	18.5
5. Daryl Garrison (1971-75).....	18.5
6. Curtis Perry (1966-70).....	17.5
Darryl Reid (1989-91).....	17.5
8. Don Anielak (1952-54).....	17.4
9. Danny Bolden (1963-67).....	17.4
10. Danny Moore (1996-99).....	17.3

Games Played

1. Kyle Weems (2008-12).....	134
2. Kevin Ault (1996-2000).....	132
Nathan Scheer (2009-14).....	132
4. William Fontleroy (1996-2000).....	130
5. Blake Ahearn (2003-07).....	129
6. Deven Mitchell (2003-08).....	128
7. Ryan Bettenhausen (1995-99).....	126
8. Christian Kirk (2011-15).....	125
9. Nathan Bilyeu (2003-07).....	124
10. Tamar Maclin (2001-05).....	122

Winning Games Played

1. Kelby Stuckey (1985-89).....	87
2. Kevin Ault (1996-2000).....	85
3. William Fontleroy (1996-2000).....	84
4. Gene Ruble (1946-50).....	83
Jerry Anderson (1951-55).....	83
6. Blake Ahearn (2003-07).....	82
7. Basil Robinson (1982-87).....	80
8. Curtis Perry (1966-70).....	79
Nathan Bilyeu (2003-07).....	79
10. Ryan Bettenhausen (1995-99).....	78

Minutes Played

1. Johnny Murdock (1991-95).....	3995
2. Kyle Weems (2008-12).....	3981
3. Kevin Ault (1996-2000).....	3802
4. William Fontleroy (1996-2000).....	3621
5. Blake Ahearn (2003-07).....	3416
6. Ben Kandlbinder (1994-98).....	3407
7. Anthony Boggs (1980-84).....	3123
8. Dorrian Williams (2012-16).....	3101
9. Clint Thomas (1991-95).....	3020
10. Larry Lewis (1976-78).....	3000

Minutes Per Game

1. Mike Robinson (1978-80).....	36.5
2. Darryl Reid (1989-91).....	36.5
3. Dennis Hill (1973-75).....	35.6
4. Keith Jackson (1987-89).....	35.5
5. Dequan Miller (2015-17).....	35.1
6. Johnny Murdock (1991-95).....	34.4
7. Winston Garland (1985-87).....	33.8
8. Robert Yanders (2000-02).....	33.4
9. Doug Lewis (1987-89).....	33.2
10. Arnold Bernard (1989-91).....	33.2
Adam Leonard (2009-11).....	33.2

20-Point Games

1. Daryl Garrison (1971-75).....	46
2. Curtis Perry (1966-70).....	44
3. Johnny Murdock (1991-95).....	41
4. Danny Bolden (1963-67).....	35
5. Jimmie Dull (1974-78).....	34
6. Chuck Williams (1967-71).....	34
7. Jim Gant (1962-66).....	33
8. Mike Robinson (1978-80).....	32
9. Winston Garland (1985-87).....	31
Danny Moore (1996-99).....	31

Double-Figure Scoring Games

1. Kyle Weems (2008-12).....	110
2. Daryl Garrison (1971-75).....	97
3. Johnny Murdock (1991-95).....	90
Danny Moore (1996-99).....	90
5. Danny Bolden (1963-67).....	87
6. Curtis Perry (1966-70).....	86
Chuck Williams (1967-71).....	86
8. Kevin Ault (1996-2000).....	81
Blake Ahearn (2003-07).....	81
10. Gene Ruble (1946-50).....	80

Rebounds

1. Curtis Perry (1966-70).....	1424
2. Danny Bolden (1963-67).....	1133
3. William Doolittle (1970-74).....	1042
4. Don Carlson (1963-67).....	844
Kyle Weems (2008-12).....	844
6. Lou Shepherd (1964-68).....	701
7. Tamar Maclin (2001-05).....	697
8. Clint Thomas (1991-95).....	666
9. Carl Wilks (1958-62).....	662
10. Kelby Stuckey (1985-89).....	661

Rebounding Average

1. Curtis Perry (1966-70).....	13.6
2. Mike Robinson (1978-80).....	12.5
3. Danny Bolden (1963-67).....	11.4
4. Charlie Taylor (1957-59).....	10.9
5. Don Carlson (1963-67).....	10.7
6. William Doolittle (1970-74).....	9.9
7. Dennis Hill (1973-75).....	9.0
8. Lee Campbell (1988-90).....	8.9
9. Carl Wilks (1958-62).....	8.7

10. Lou Shepherd (1964-68).....	8.6
---------------------------------	-----

Field Goals

1. Daryl Garrison (1971-75).....	830
2. Curtis Perry (1966-70).....	766
3. Chuck Williams (1967-71).....	704
4. Kyle Weems (2008-12).....	681
5. Danny Bolden (1963-67).....	652
6. Jimmie Dull (1974-78).....	641
7. Johnny Murdock (1991-95).....	623
8. Danny Moore (1996-99).....	574
9. Gene Ruble (1946-50).....	532
Jim Gant (1962-66).....	532

Field Goal Attempts

1. Daryl Garrison (1971-75).....	1755
2. Curtis Perry (1966-70).....	1667
3. Chuck Williams (1967-71).....	1561
4. Kyle Weems (2008-12).....	1550
5. Johnny Murdock (1991-94).....	1522
6. Danny Bolden (1963-67).....	1461
7. Jimmie Dull (1974-78).....	1375
8. Jim Gant (1962-66).....	1305
9. Blake Ahearn (2003-07).....	1142
10. Kevin Ault (1996-2000).....	1123

Field Goal Percentage (min. 50g & 2.0 FG/game)

1. Lee Campbell (1988-90).....	680
2. Kelby Stuckey (1985-89).....	610
3. David Brewer (1986-91).....	601
4. Stan Worthy (1986-88).....	599
5. Eric Gray (1982-84).....	595
6. Randy Stange (1983-85).....	564
7. Greg Bell (1985-87).....	557
8. Mike Wallace (2000-02).....	5564
9. Ron Bruton (1998-2000).....	5555
10. John Paul Nelson (1996-98).....	550

Three-Point Field Goals

1. Blake Ahearn (2003-07).....	276
2. Johnny Murdock (1991-95).....	266
3. Kevin Ault (1996-2000).....	254
4. Kyle Weems (2008-12).....	240
5. Adam Leonard (2009-11).....	189
6. Austin Ruder (2013-17).....	173
7. Spencer Laurie (2006-09).....	148
8. Ben Kandlbinder (1994-98).....	142
9. Tyler Chaney (2003-07).....	114
10. Allen Phillips (1998-2000).....	112
Dale Lamberth (2005-08).....	112
Dequan Miller (2015-17).....	112

Three-Point Field Goal Attempts

1. Johnny Murdock (1991-95).....	720
2. Blake Ahearn (2003-07).....	676
3. Kevin Ault (1996-2000).....	665
4. Kyle Weems (2008-12).....	641
5. Adam Leonard (2009-11).....	495
6. Austin Ruder (2013-17).....	476
7. Ben Kandlbinder (1994-98).....	404
8. Spencer Laurie (2006-09).....	404
9. Dequan Miller (2015-17).....	335
10. Tyler Chaney (2003-07).....	326

Three-Point Field Goal Pct. (min. 0.75 3pt./game)

1. Winston Garland (1986-87).....	504
2. Jason Gilbert (2001-03).....	446
3. Josh Hotz (1995-97).....	429
4. Daniel Novak (2000-02).....	420
5. Deke Thompson (2004-06).....	414
6. Coleco Buie (1995-97).....	409
7. Blake Ahearn (2003-07).....	408
8. Dale Lamberth (2005-08).....	406
9. Robert Yanders (2000-02).....	395
10. Allen Phillips (1998-00).....	386

Personal Fouls

1. Kyle Weems (2008-12).....	382
2. Clint Thomas (1991-95).....	338
3. Tamar Maclin (2001-05).....	327
4. Drew Richards (2005-08).....	325
5. William Fontleroy (1996-00).....	323
6. Deven Mitchell (2003-08).....	315
7. Jerry Anderson (1951-55).....	302
8. Anthony Boggs (1980-84).....	300
9. Ben Kandlbinder (1994-98).....	298
10. Jimmie Dull (1974-78).....	295

PF Disqualifications

1. Jimmie Dull (1974-78).....	19
2. Jerry Kirksey (1958-61).....	15
Kyle Weems (2008-12).....	15
4. Kelby Stuckey (1985-89).....	14
5. Scott Hawk (1974-78).....	13
Scott Brakebill (1998-2002).....	13
7. Ed Liliensiek (1977-81).....	12
Christian Kirk (2011-15).....	12
9. Five players with	11

Free Throws

1. Danny Moore (1996-99).....	538
2. Blake Ahearn (2003-07).....	435
3. Danny Bolden (1963-67).....	414
4. Kelby Stuckey (1985-89).....	378
5. Nathan Bilyeu (2003-07).....	351

6. Gene Ruble (1946-50).....	342
7. Deven Mitchell (2003-08).....	335
8. Johnny Murdock (1991-95).....	322
9. Jerry Anderson (1951-55).....	320
10. Jerry Kirksey (1958-61).....	319

Free Throw Attempts

1. Danny Moore (1996-99).....	685
2. Danny Bolden (1963-67).....	597
3. Kelby Stuckey (85-89).....	550
4. William Fontleroy (1996-2000).....	490
5. Curtis Perry (1966-70).....	488
6. Jerry Anderson (1951-55).....	487
7. Nathan Bilyeu (2003-07).....	485
8. Blake Ahearn (2003-07).....	460
9. Johnny Murdock (1991-95).....	445
10. Darryl Reid (1989-91).....	422

Free Throw Percentage (min. 50g & 1.5 FT/game)

1. Blake Ahearn (2003-06).....	947
2. Randy Stange (1983-85).....	855
3. Kevin Ault (1996-2000).....	843
4. Mark Lance (1980-82).....	8390
5. Kellen Easley (2002-06).....	8387
6. Robert Yanders (2000-02).....	835
7. Clay Holt (1986-88).....	831
8. Jermaine Mallett (2009-11).....	828
9. Jerry Stockard (1958-61).....	825
10. Marcus Marshall (2012-15).....	822

Assists

1. Randy Towe (1974-79).....	507
2. William Fontleroy (1996-2000).....	471
3. Arnold Bernard (1989-91).....	456
4. Andy Newton (1973-76).....	444
5. Brian Smith (1981-85).....	435
6. Basil Robinson (1982-87).....	391
7. Anthony Boggs (1980-84).....	377
8. Daryl Garrison (1971-75).....	374
9. Dorrian Williams (2012-16).....	373
10. Johnny Murdock (1991-95).....	367

Assists Per Game

1. Arnold Bernard (1989-91).....	7.2
2. Randy Towe (1974-79).....	6.4
3. Andy Newton (1973-76).....	5.4
4. Doug Lewis (1987-89).....	5.0
5. Brian Smith (1981-85).....	4.5
6. Winston Garland (1985-87).....	4.4
7. Randy Magers (1970-74).....	4.1
8. Mark Lance (1980-82).....	4.0
9. Jackie Crawford (1991-93).....	3.9
10. Terrance McGee (2001-03).....	3.7

Assist-to-Turnover Ratio

1. Randy Towe (1974-79).....	3.73
2. Brian Smith (1981-85).....	3.00
3. Michael Bizoukas (2011-12).....	2.95
4. Wes Dunn (1978-80).....	2.51
5. Basil Robinson (1982-87).....	2.40
6. Doug Lewis (1987-89).....	2.38
7. Justin Fuehrmeyer (2005-08).....	2.23
8. Anthony Boggs (1980-84).....	1.914



24 - Alize Johnson

6-9 ♦ 212 ♦ Senior ♦ Forward ♦ Communication Studies

Williamsport, Pennsylvania ♦ St. John Neumann High ♦ Frank Phillips (Texas) College



2017-18

Snagged 11 boards at Drake (1/20/18) ... Led club with 21 points and 14 rebounds in home win over Valparaiso (1/17/18) for his 8th straight double-double ... Earned *MVC Player of Week* honors on Jan. 15 for second time of the season ... Notched 21 points and 16 rebounds in home win over Indiana State (1/14/18) with a pair of assists ... Posted 16 points and 14 rebounds at Evansville (1/10/18) ... Logged 16 points and 12 boards at Illinois State (1/7/18) ... Produced his second 20-20 game and 10th double-double effort of the year in win over UNI (1/4/18) with 24 points, 20 rebounds and career-high 2 blocks ... Had 11 points and game-high 12 rebounds in win at Valparaiso (12/31/17) ... Earned *MVC Player of Week* on 12/26/17 for third time in his career after averaging 18.0 points, 12.5 rebounds and 3.0 assists in 2-0 week ... Went 5-for-10 from 3-point range for 24 points and 11 rebounds in win over Loyola (12/22/17) in Valley opener ... Had 12 points and 14 boards in win over Wright State (12/19/17) with game-high 4 assists ... Went 3-for-5 from three with team-highs 17 points and 12 rebounds in home win over Hampton (12/8/17) ... Posted fifth double-double in 10 games with 21 points and 10 rebounds in road win at North Dakota State (12/4/17) ... Knocked down three first-half treys and finished with game highs 20 points and 14 rebounds in win over South Dakota State (12/2/17) at Sanford Pentagon ... Held scoreless in win over Colorado State (11/28/17) for just second time in his career ... Led Bears in scoring (14), rebounds (8) and assists (4) in win over FAU (11/22/17) in Estero, Florida ... Scored game-winning layup with 12 seconds to go to lift Bears over Manhattan (11/21/17) and posted game-high 17 points ... Collected his third straight double-double with 17 points, 14 rebounds and team-high 4 assists vs. Georgia Southern (11/20/17) in the Gulf Coast Showcase opener with a 7-for-8 day at the line ... Posted just the second 20-20 game in the NCAA this season with a 23-point, 20-rebound effort against North Dakota State (11/17/17) ... Logged first double-double of the year in home win over Southern University (11/15/17) with 14 rebounds and 10 points with game-high 5 assists ... Had 13 points and 8 rebounds in season opener at Western Kentucky (11/10/17) ... 2017 Preseason Valley Player of the Year ... Also named to Karl Malone Award Watch List, Naismith Award Watch List, and Lou Henson Award Watch List in preseason ... Declared for 2017 NBA Draft to go through pre-draft workouts and ultimately earned workout with Boston Celtics ... Also played in Adidas Nations event in Houston in August, earning Most Valuable Player and All-Tournament honors as one of 36 college counselors at the premier evaluation camp ... Projected as a second-round selection in 2018 NBA Draft by NBADraft.net and ESPN ... 2017 MVC Newcomer of the Year and All-MVC first-team pick ... Earned MVC Player of the Week honors twice and MVC Newcomer of the Week laurels six times in addition to earning MVC All-Tournament Team honors ... Ranked 11th nationally in rebounds per game (10.6) and 13th in total caroms (351) ... Was also ranked 15th nationally in double-doubles (17), 17th in offensive rebounds per game (3.3) and 24th in defensive rebounds per game (7.3).

Career Highs

Points

30, vs. Indiana State, 12/31/16

Rebounds

21, at Drake, 2/18/17

Field Goals

10, vs. Indiana State, 12/31/16

Field Goal Attempts

21, vs. North Dakota State, 11/17/17

Three-Pointers

5, vs. Loyola, 12/22/17

Three-Point Attempts

10, vs. Loyola, 12/22/17

Free Throws

11, at Drake, 2/18/17

Free Throw Attempts

15, vs. Indiana State, 12/31/16

Assists

7, vs. Wichita State, 3/4/17

Blocked Shots

2, vs. Northern Iowa, 1/4/18

Steals

3, vs. North Dakota State, 11/27/16

Minutes

41, vs. Loyola, 1/31/17

Career Misc.

Leading MSU in Scoring	29
Leading MSU in Rebounding	43
Leading MSU in Assists	13
Double-Figure Points	41
Double-Figure Rebounds	36
Double-Doubles	31
Dunks	9
20-Point Games	16
30-Point Games	1
20-Rebound Games	4
Charges Drawn	15
20-20 Games	3

2017-18 Game by Game

Date	Opponent	GS	Min	FG-A	Pct	3FG-A	Pct	FT-A	Pct	OR-DR	Reb	Ave	PF-D	A	TO	BS	ST	Pts
11/10	at Western Ky.	*	14	4-8	.500	1-3	.333	4-7	.571	1-7	8	8.0	4-0	2	1	0	0	13
11/15	Southern U.	*	22	3-8	.375	0-3	.000	4-6	.667	5-9	14	11.0	3-0	5	0	0	0	10
11/17	North Dakota St.	*	26	8-21	.381	0-2	.000	7-10	.700	7-13	20	14.0	4-0	0	0	0	1	23
11/20	vs. Ga Southern #	*	35	5-12	.417	0-5	.000	7-8	.875	5-9	14	14.0	0-0	4	3	1	0	17
11/21	vs. Manhattan#	*	32	5-10	.500	0-2	.000	7-7	1.000	2-3	5	12.2	4-0	1	4	0	0	17
11/22	vs. FAU#	*	32	6-14	.429	0-3	.000	2-3	.667	3-5	8	11.5	2-0	4	4	0	1	14
11/24	Evangel	*	19	4-8	.500	1-3	.333	0-0	.000	1-5	6	10.7	1-0	3	0	0	1	9
11/28	Colorado State	*	24	0-7	.000	0-5	.000	0-0	.000	0-4	4	9.9	4-0	1	4	1	0	0
12/2	vs. S. Dakota St.	*	36	8-17	.471	3-9	.333	1-2	.500	2-12	14	10.3	2-0	2	0	0	0	20
12/4	at N. Dakota St.	*	32	9-16	.563	2-4	.500	1-1	1.000	3-7	10	10.3	2-0	2	3	0	0	21
12/8	Hampton	*	28	6-10	.600	3-5	.600	2-2	1.000	5-7	12	10.5	1-0	2	2	0	0	17
12/10	at Oral Roberts	*	34	3-13	.231	1-6	.167	2-2	1.000	1-6	7	10.2	2-0	2	3	1	0	9
12/19	Wright State	*	29	5-9	.556	0-2	.000	2-3	.667	2-12	14	10.5	2-0	4	4	0	0	12
12/22	Loyola Chicago*	*	36	8-19	.421	5-10	.500	3-6	.500	3-8	11	10.5	1-0	2	2	0	1	24
12/31	at Valparaiso*	*	26	3-8	.375	1-4	.250	4-4	1.000	2-10	12	10.6	2-0	4	2	0	1	11
1/4	Northern Iowa*	*	33	8-19	.421	0-3	.000	8-10	.800	6-14	20	11.2	1-0	1	3	2	0	24
1/7	at Illinois State*	*	32	6-12	.500	3-7	.429	1-1	1.000	3-9	12	11.2	1-0	2	6	0	1	16
1/10	at Evansville*	*	33	6-16	.375	2-8	.250	2-2	1.000	4-10	14	11.4	0-0	2	0	0	1	16
1/14	Indiana State*	*	34	7-11	.636	2-5	.400	5-7	.714	5-11	16	11.6	2-0	2	1	0	0	21
1/17	Valparaiso*	*	32	9-14	.643	3-6	.500	3-6	.500	5-12	17	11.9	2-0	2	3	1	1	24
1/20	at Drake*	*	30	0-9	.000	0-2	.000	2-2	1.000	3-8	11	11.9	2-0	1	0	1	0	2
1/23	at Bradley*	*	15	2-5	.400	0-2	.000	3-5	.600	3-2	5	11.5	3-0	0	2	0	0	7
1/27	Southern Illinois*																	
1/30	Illinois State*																	
2/3	at Loyola Chicago*																	
2/6	at Indiana State*																	
2/10	Evansville*																	
2/14	at Southern Ill.*																	
2/18	Drake*																	
2/21	Bradley*																	
2/24	at Northern Iowa*																	
3/2	MVC Tournament \$																	

Alize Johnson Career Statistics

Year	G-GS	Min	FG-A	Pct	3FG-A	Pct	FT-A	Pct	OR-DR	Reb	Avg	PF-D	A	TO	BS	ST	Pts	Avg
2016-17	33-33	997	169-346	.488	40-103	.388	109-161	.677	110-241	351	10.6	83-1	63	76	6	20	487	14.8
2017-18	22-22	634	115-266	.432	27-99	.273	70-94	.745	71-183	254	11.5	45-0	46	49	7	8	327	14.9
Total	55-55	1631	284-612	.464	67-202	.332	179-255	.702	181-424	605	11.0	128-1	109	125	13	28	814	14.8

Alize Johnson Career MVC-Only Statistics

Year	G-GS	Min	FG-A	Pct	3FG-A	Pct	FT-A	Pct	OR-DR	Reb	Avg	PF-D	A	TO	BS	ST	Pts	Avg
2016-17	18-18	587	91-204	.446	23-61	.377	75-107	.701	61-146	207	11.5	48-0	31	43	4	8	280	15.6
2017-18	9-9	271	49-113	.434	16-47	.340	31-43	.721	34-84	118	13.1	14-0	14	21	4	5	145	16.1
Total	27-27	858	140-317	.442	39-108	.361	106-150	.707	95-230	325	12.0	62-0	45	64	8	13	425	15.7



15 - Jarrid Rhodes



6-6 ♦ 185 ♦ Senior ♦ Forward ♦ Sport & Park Administration
 Palmetto, Florida ♦ Palmetto High ♦ Northern Oklahoma Tonkawa College

Career Highs

Points

19, at Illinois State, 1/4/17

Rebounds

11, vs. Chicago State, 12/19/16

Field Goals

7, at Illinois State, 1/4/17

Field Goal Attempts

16, at Illinois State, 1/4/17

Three-Pointers

5, at Illinois State, 1/4/17

5, at Valparaiso, 12/31/17

Three-Point Attempts

9, done 3 times, last at Valparaiso, 12/31/17

Free Throws

4, at Indiana State, 1/18/17

4, at Drake, 2/18/17

Free Throw Attempts

5, vs. Colorado State, 11/28/17

Assists

5, vs. Manhattan, 11/21/17

Blocked Shots

2, at Loyola, 1/15/17

Steals

2, done 3x, last at Drake, 1/20/18

Minutes

38, vs. Drake, 1/24/17

Career Misc.

Leading MSU in Scoring	7
Leading MSU in Rebounding	3
Leading MSU in Assists	4
Double-Figure Points	21
Double-Figure Rebounds	1
Double-Figure Assists	0
Double-Doubles	0
Dunks	4
20-Point Games	0
Charges Drawn	2

2017-18

Shared club lead in scoring with 15 points at Drake (1/20/18) and 10 points at Bradley (1/23/18) ... Knocked down a 3-pointer in 6th straight game in win over Valparaiso (1/17/18) with 6 rebounds and team-high 3 assists ... Was 3-for-4 from long range at Evansville (1/10/18) with 5 rebounds ... Went 3-for-6 from 3-point range in win over UNI (1/4/18) ... Posted game-high 15 points in road win at Valparaiso (12/31/17) with career-best 5 3-pointers ... Went 3-for-4 from 3-point range and posted 12 points in win over Wright State (12/19/17) ... Led club with 14 points and tallied 5 rebounds at Oral Roberts (12/10/17) ... Logged third straight double-figure scoring game with 10 points in win over Hampton (12/8/17) ... Posted 11 points in win at North Dakota State (12/4/17) with 5 boards ... Went 4-for-4 from 3-point range with 3 assists and a drawn charge in win over South Dakota State (12/2/17) ... Posted 9 points and 5 rebounds and set a career high with 5 FTA in win over Colorado State (11/28/17) ... Shared team-high scoring honors in Gulf Coast Showcase finale against Florida Atlantic (11/22/17) with 5 rebounds, 3 assists and three 3-pointers ... Logged career-high 5 assists and team-high 7 rebounds in win over Manhattan (11/21/17) at Gulf Coast event ... Had 11 points and a dunk in opener of Gulf Coast Showcase (11/20/17) vs. Georgia Southern ... Logged 13 points in home opener against Southern (11/15/17) on 5-of-10 shooting with 3 treys ... Had game-high and career-high 4 assists in season opener at Western Kentucky (11/10/17) with 7 points ... Made 72.7 percent of his free throws and 38.9 percent of his threes his junior season with 27 starts last season ... His 3-point shooting percentage was second on the club ...

2017-18 Game by Game

Date	Opponent	GS	Min	FG-A	Pct	3FG-A	Pct	FT-A	Pct	OR-DR	Reb	Ave	PF-D	A	TO	BS	ST	Pts
11/10	at Western Ky.	*	36	2-5	.400	1-2	.500	2-2	1.000	1-3	4	4.0	4-0	4	3	0	0	7
11/15	Southern U.	*	25	5-10	.500	3-5	.600	0-0	.000	1-2	3	3.5	1-0	1	1	0	0	13
11/17	North Dakota St.	*	33	1-11	.091	0-5	.000	0-0	.000	1-6	7	4.7	2-0	0	1	0	2	2
11/20	vs. Ga Southern #	*	27	5-11	.455	1-11	.091	0-0	.000	2-3	5	4.8	1-0	1	3	0	0	11
11/21	vs. Manhattan#	*	22	0-3	.000	0-2	.000	0-0	.000	2-5	7	5.2	1-0	5	0	0	1	0
11/22	vs. FAU#	*	27	5-9	.556	3-5	.600	1-1	1.000	1-4	5	5.2	2-0	3	0	0	0	14
11/24	Evangel	*	23	2-6	.333	0-3	.000	0-0	.000	1-2	3	4.9	2-0	1	1	1	1	4
11/28	Colorado State	*	22	2-6	.333	2-6	.333	3-5	.600	0-5	5	4.9	4-0	0	1	0	0	9
12/2	vs. S. Dakota St.	*	25	4-5	.800	4-4	1.000	0-0	.000	0-1	1	4.4	0-0	3	0	0	0	12
12/4	at N. Dakota St.	*	31	4-7	.571	2-5	.400	1-2	.500	2-3	5	4.5	2-0	0	1	1	0	11
12/8	Hampton	*	28	4-8	.500	2-3	.667	0-0	.000	0-4	4	4.5	2-0	2	1	0	2	10
12/10	at Oral Roberts	*	36	6-14	.429	2-9	.222	0-0	.000	3-2	5	4.5	2-0	2	1	0	1	14
12/19	Wright State	*	35	4-9	.444	3-4	.750	1-2	.500	1-5	6	4.6	0-0	1	1	0	1	12
12/22	Loyola Chicago*	*	21	1-3	.333	0-1	.000	0-0	.000	0-3	3	4.5	1-0	1	0	0	0	2
12/31	at Valparaiso*	*	28	5-9	.556	5-9	.556	0-0	.000	0-1	1	4.3	4-0	0	0	1	1	15
1/4	Northern Iowa*	*	35	3-7	.429	3-6	.500	0-0	.000	1-1	2	4.1	1-0	0	0	0	1	9
1/7	at Illinois State*	*	34	4-8	.500	1-5	.200	0-0	.000	0-1	1	3.9	3-0	2	0	0	1	9
1/10	at Evansville*	*	25	3-6	.500	3-4	.750	1-1	1.000	1-4	5	4.0	3-0	1	2	0	1	10
1/14	Indiana State*	*	27	2-5	.400	1-3	.333	1-1	1.000	1-2	3	3.9	3-0	0	2	1	1	6
1/17	Valparaiso*	*	32	2-6	.333	1-4	.250	0-0	.000	3-3	6	4.1	2-0	3	1	0	1	5
1/20	at Drake*	*	29	6-12	.500	3-5	.600	0-0	.000	4-4	8	4.2	3-0	0	2	0	2	15
1/23	at Bradley*	*	28	3-9	.333	2-6	.333	2-2	1.000	1-3	4	4.2	1-0	0	0	0	0	10
1/27	Southern Illinois*																	
1/30	Illinois State*																	
2/3	at Loyola Chicago*																	
2/6	at Indiana State*																	
2/10	Evansville*																	
2/14	at Southern Ill.*																	
2/18	Drake*																	
2/21	Bradley*																	
2/24	at Northern Iowa*																	
3/2	MVC Tournament \$																	

Jarrid Rhodes Career Statistics

Year	G-GS	Min	FG-A	Pct	3FG-A	Pct	FT-A	Pct	OR-DR	Reb	Avg	PF-D	A	TO	BS	ST	Pts	Avg
2016-17	33-27	731	85-201	.423	37-95	.389	24-33	.727	28-86	114	3.5	59-2	21	42	8	9	231	7.0
2017-18	22-22	629	73-169	.432	42-100	.420	12-16	.750	26-67	93	4.2	44-0	30	21	4	16	200	9.1
Total	55-49	1360	158-370	.427	79-195	.405	36-49	.735	54-153	207	3.8	103-2	51	63	12	25	431	7.8

Jarrid Rhodes Career MVC-Only Statistics

Year	G-GS	Min	FG-A	Pct	3FG-A	Pct	FT-A	Pct	OR-DR	Reb	Avg	PF-D	A	TO	BS	ST	Pts	Avg
2016-17	18-18	481	56-133	.421	25-61	.410	18-19	.947	15-49	64	3.6	36-1	8	29	5	4	155	8.6
2017-18	9-9	259	29-65	.446	19-43	.442	4-4	1.000	11-22	33	3.7	21-0	7	7	2	8	81	9.0
Total	27-27	740	85-198	.429	44-104	.423	22-23	.957	26-71	97	3.6	57-1	15	36	7	12	236	8.7



14 - Ronnie Rousseau III



5-10 ♦ 163 ♦ Senior ♦ Guard ♦ Communication Studies
Cincinnati, Ohio ♦ Winton Woods High ♦ State Fair (Mo.) Community College

Career Highs

Points

21, vs. Valparaiso, 12/10/16

Rebounds

4, done 4x, last at NDSU, 12/4/17

Field Goals

8, vs. Fontbonne, 11/17/16

8, vs. Valparaiso, 12/10/16

Field Goal Attempts

16, at Air Force, 12/3/16

Three-Pointers

3, vs. Valparaiso, 12/10/16

3, at Illinois State, 1/7/16

Three-Point Attempts

8, at Bradley, 1/23/18

Free Throws

6, vs. SE Missouri, 12/17/16

Free Throw Attempts

7, vs. SE Missouri, 12/17/16

Assists

7, vs. Jacksonville State, 11/13/16

Steals

3, vs. Valparaiso, 12/10/16

Minutes

36, vs. Valpo, 12/10/16

36, North Dakota State, 11/17/17

Career Misc.

Leading MSU in Scoring	4
Leading MSU in Rebounding	0
Leading MSU in Assists	10
Double-Figure Points	11
Double-Figure Rebounds	0
Double-Figure Assists	0
Double-Doubles	0
Dunks	0
20-Point Games	1
Charges Drawn	4

2017-18

Had team highs with 10 points and 4 assists at Bradley (1/23/18) with a pair of 3-pointers ... Notched 3 assists at Drake (1/20/18) ... Scored 7 points in return to starting rotation against Indiana State (1/14/18) ... Provided 9 points in reserve at Evansville (1/10/18) ... Broke out with season-high 16 points at Illinois State (1/7/16) with 3 treys and 2 assists ... Dished out 3 assists and drew a charge in win at Valparaiso (12/31/17) ... Played 55 combined minutes off the bench in wins over Wright State (12/19/17) and Loyola (12/22/17) ... Was a scratch for the game at Oral Roberts (12/10/17) ... Led club with 4 assists in win over Hampton (12/8/17) ... Had 8 points, 4 rebounds and a pair of 3-pointers off the bench in win at NDSU (12/4/17) ... Posted 3 assists and 3 rebounds in win over South Dakota State (12/2/17) ... Returned to action to notch 7 points and 4 assists in 18 minutes off the bench in win over Colorado State (11/28/17) ... Missed the Evangel game (11/24/17) with ankle injury ... Tallied 7 points in win over FAU (11/22/17) in finale of Gulf Coast Showcase ... Was 4-for-4 at the line with 8 points in win over Manhattan (11/21/17) at Gulf Coast Showcase ... Was 2-for-2 from 3-point range against Georgia Southern (11/20/17) in first round of Gulf Coast Showcase ... Had the team's only assist and sparked a 4-0 run in crunch time vs. North Dakota State (11/17/17) in career-high 36 minutes ... Had 8 points and 4 assists in win over Southern University (11/15/17) ... Knocked down a pair of 3-pointers and finished with 12 points in road win at Western Kentucky (11/10/17) ... Left team for personal reasons in January and missed MSU's last 18 contests, starting with the Illinois State game (1/4/17) ... Bears had an 11-4 record when he departed team in 2016-17.

2017-18 Game by Game

Date	Opponent	GS	Min	FG-A	Pct	3FG-A	Pct	FT-A	Pct	OR-DR	Reb	Ave	PF-D	A	TO	BS	ST	Pts	
11/10	at Western Ky.	*	28	5-8	.625	2-3	.667	0-0	.000	1-0	1	1.0	3-0	1	2	0	0	12	
11/15	Southern U.	*	23	3-5	.600	1-1	1.000	1-2	.500	0-2	2	1.5	2-0	4	0	0	2	8	
11/17	North Dakota St.	*	36	2-7	.286	0-4	.000	1-2	.500	0-0	0	1.0	2-0	1	2	0	0	5	
11/20	vs. Ga Southern #	*	16	2-3	.667	2-2	1.000	1-2	.500	0-2	2	1.2	4-0	0	2	0	0	7	
11/21	vs. Manhattan#	*	31	2-6	.333	0-2	.000	4-4	1.000	1-2	3	1.6	1-0	2	2	0	1	8	
11/22	vs. FAU#	*	25	3-7	.429	1-1	1.000	0-0	.000	0-1	1	1.5	4-0	0	2	0	1	7	
11/24	Evangel	Did Not Play - Injury																	
11/28	Colorado State	18	2-4	.500	1-2	.500	2-2	1.000	0-1	1	1.4	0-0	4	3	0	1	7		
12/2	vs. S. Dakota St.	15	0-3	.000	0-2	.000	0-0	.000	0-3	3	1.6	3-0	3	0	0	0	0		
12/4	at N. Dakota St.	29	3-6	.500	2-3	.667	0-0	.000	0-4	4	1.9	0-0	2	1	0	0	8		
12/8	Hampton	18	1-3	.333	1-1	1.000	0-0	.000	1-2	3	2.0	2-0	4	1	0	0	3		
12/10	at Oral Roberts	Did Not Dress																	
12/19	Wright State	33	3-10	.333	0-2	.000	0-2	.000	1-0	1	1.9	3-0	3	1	1	0	6		
12/22	Loyola Chicago*	22	0-3	.000	0-1	.000	2-2	1.000	1-1	2	1.9	3-0	0	2	0	1	2		
12/31	at Valparaiso*	27	1-9	.111	0-6	.000	0-1	.000	1-1	2	1.9	2-0	3	0	0	0	2		
1/4	Northern Iowa*	24	1-2	.500	1-1	1.000	0-2	.000	0-1	1	1.9	1-0	2	1	0	0	3		
1/7	at Illinois State*	28	6-10	.600	3-5	.600	1-2	.500	0-0	0	1.7	1-0	2	2	0	0	16		
1/10	at Evansville*	15	3-5	.600	1-2	.500	2-2	1.000	0-1	1	1.7	0-0	0	3	0	0	9		
1/14	Indiana State*	*	29	3-11	.273	0-3	.000	1-4	.250	0-2	2	1.7	3-0	0	0	0	7		
1/17	Valparaiso*	*	25	2-6	.333	0-3	.000	0-1	.000	0-1	1	1.7	0-0	0	2	0	0	4	
1/20	at Drake*	*	16	0-4	.000	0-3	.000	0-0	.000	0-2	2	1.7	2-0	3	3	0	0	0	
1/23	at Bradley*	*	31	4-12	.333	2-8	.250	0-0	.000	0-1	1	1.7	3-0	4	0	0	0	10	
1/27	Southern Illinois*																		
1/30	Illinois State*																		
2/3	at Loyola Chicago*																		
2/6	at Indiana State*																		
2/10	Evansville*																		
2/14	at Southern Ill.*																		
2/18	Drake*																		
2/21	Bradley*																		
2/24	at Northern Iowa*																		
3/2	MVC Tournament \$																		

Ronnie Rousseau III Career Statistics

Year	G-GS	Min	FG-A	Pct	3FG-A	Pct	FT-A	Pct	OR-DR	Reb	Avg	PF-D	A	TO	BS	ST	Pts	Avg
2016-17	14-14	379	58-120	.483	14-36	.389	33-41	.805	4-26	30	2.1	20-0	40	22	0	11	163	11.6
2017-18	20-10	489	46-124	.371	17-55	.309	15-28	.536	6-27	33	1.7	39-0	38	29	1	6	124	6.2
Total	34-24	868	104-244	.426	31-91	.341	48-69	.696	10-53	63	1.9	59-0	78	51	1	17	287	8.4

Ronnie Rousseau III Career MVC-Only Statistics

Year	G-GS	Min	FG-A	Pct	3FG-A	Pct	FT-A	Pct	OR-DR	Reb	Avg	PF-D	A	TO	BS	ST	Pts	Avg
2016-17	2-2	51	3-13	.231	1-1	1.000	2-2	1.000	0-5	5	2.5	2-0	7	5	0	0	9	4.5
2016-17	9-4	217	20-62	.323	7-32	.219	6-14	.429	2-10	12	1.3	15-0	14	13	0	1	53	5.9
Total	11-6	268	23-75	.307	8-33	.242	8-16	.500	2-15	17	1.5	17-0	21	18	0	1	62	5.6



23 - J.T. Miller

6-3 ♦ 190 ♦ Senior ♦ Guard ♦ Sports Management (M.S.)
Clinton, North Carolina ♦ Mt. Zion Academy ♦ Howard University



Career Highs

Points

33, vs. Gwynedd-Mercy, 11/29/14

Rebounds

11, at Illinois State, 1/7/18

Field Goals

11, done 3x, last vs American, 12/3/16

Field Goal Attempts

19, at UMass, 11/14/15

19, vs. Savannah State, 1/28/17

Three-Pointers

4, vs. Delaware State, 1/12/15

Three-Point Attempts

7, done 3 times, last at B-CU, 2/6/17

Free Throws

9, done 3x, last vs. Coppin St, 3/6/17

Free Throw Attempts

15, vs. Gwynedd-Mercy, 11/29/14

Assists

7, vs. Morgan State, 3/9/17

Steals

6, vs. Gwynedd-Mercy, 11/29/14

6, vs. American U, 12/3/16

Minutes

41, vs. Gwynedd-Mercy, 11/29/14

Career Misc.

Leading MSU in Scoring	4
Leading MSU in Rebounding	1
Leading MSU in Assists	3
Double-Figure Points	56
Double-Figure Rebounds	1
Double-Doubles	1
20-Point Games	10
30-Point Games	3
Dunks at MSU	10
Charges Drawn at MSU	3

2017-18

Went 5-for-11 from the field for 11 points off the bench at Drake (1/20/18) with a pair of assists ... Posted 6 points, 4 rebounds and 2 assists off the bench in win over Indiana State (1/14/18) ... Dished out 3 assists at Evansville (1/10/18) ... Posted 16 points and 11 rebounds off the bench at Illinois State (1/7/18) for his first career double-double along with 2 blocks and 2 steals ... Made 5 of 7 shots off the bench to tally 13 points and 6 boards in home win over UNI (1/4/18) ... Notched 17 points off the bench in win at Valparaiso (12/31/17) ... Scored 13 points at Oral Roberts (12/10/17) with a dunk and 5 rebounds ... Posted 11 points and 3 assists in win over Hampton (12/8/17) ... Notched 4 rebounds in road win over NDSU (12/4/17) ... Had 8 points and 2 assists in win over South Dakota State (12/2/17) ... Reached 1,000 career points with first basket of home game against Evangel (11/24/17) ... Had 10 points on 5-of-7 shooting, 6 rebounds and 3 dunks in win over Evangel ... Produced 10 points, 5 rebounds and 4 assists in win over FAU (11/22/17) in Gulf Coast Showcase finale ... Produced 12 points in first start as a Bear in win over Manhattan (11/21/17) with 4 rebounds and 2 assists ... Had a great day in Gulf Coast Showcase opener vs. Georgia Southern (11/20/17) with 17 points on 8-of-11 shooting with 6 rebounds and 3 assists ... Had team-high 16 points off the bench in home opener against Southern University (11/15/17) on perfect 5-for-5 night from the field and 4-for-4 at the line ... Led team with 14 points and 8 rebounds in season-opening road win at Western Kentucky (11/10/17) on 7-of-12 shooting with 3 dunks ... Was second on the team in scoring at 14.7 points per game, starting 24 of 25 appearances for coach Kevin Nickelberry at Howard University last season ... Scored 25 3-pointers and accumulated 49 assists, 38 steals and 84 rebounds for the Bison in 2016-17.

2017-18 Game by Game

Date	Opponent	GS	Min	FG-A	Pct	3FG-A	Pct	FT-A	Pct	OR-DR	Reb	Ave	PF-D	A	TO	BS	ST	Pts
11/10	at Western Ky.	29	7-12	.583	0-0	.000	0-1	.000	2-6	8	8.0	3-0	1	2	0	2	14	
11/15	Southern U.	17	5-5	1.000	2-2	1.000	4-4	1.000	0-1	1	4.5	1-0	1	0	0	0	16	
11/17	North Dakota St.	9	0-2	.000	0-1	.000	0-0	.000	0-0	0	3.0	1-0	0	0	0	0	0	
11/20	vs. Ga Southern #	30	8-11	.727	0-1	.000	1-2	.500	1-5	6	3.8	1-0	3	0	0	1	17	
11/21	vs. Manhattan#	* 31	5-12	.417	0-0	.000	2-3	.667	2-2	4	3.8	4-0	2	2	0	1	12	
11/22	vs. FAU#	* 27	4-7	.571	0-0	.000	2-2	1.000	1-4	5	4.0	3-0	4	3	1	1	10	
11/24	Evangel	* 18	5-7	.714	0-0	.000	0-0	.000	0-6	6	4.3	2-0	1	0	0	1	10	
11/28	Colorado State	* 13	1-5	.200	0-1	.000	1-2	.500	2-3	5	4.4	4-0	0	1	0	0	3	
12/2	vs. S. Dakota St.	* 23	3-9	.333	0-1	.000	2-2	1.000	1-1	2	4.1	1-0	2	0	0	1	8	
12/4	at N. Dakota St.	* 16	2-4	.500	0-0	.000	0-0	.000	0-4	4	4.1	1-0	2	2	0	0	4	
12/8	Hampton	* 30	4-8	.500	1-1	1.000	2-3	.667	0-2	2	3.9	0-0	3	0	0	0	11	
12/10	at Oral Roberts	* 20	4-9	.444	1-3	.333	4-5	.800	0-5	5	4.0	1-0	0	2	0	0	13	
12/19	Wright State																	
12/22	Loyola Chicago*	10	1-2	.500	0-1	.000	0-0	.000	0-0	0	3.7	1-0	1	2	1	0	2	
12/31	at Valparaiso*	17	2-3	.667	1-2	.500	2-2	1.000	0-2	2	3.5	3-0	0	1	0	2	7	
1/4	Northern Iowa*	19	5-7	.714	0-0	.000	3-4	.750	1-5	6	3.7	1-0	1	3	1	0	13	
1/7	at Illinois State*	29	6-12	.500	1-3	.333	3-4	.750	2-9	11	4.2	3-0	1	2	2	2	16	
1/10	at Evansville*	24	0-3	.000	0-1	.000	0-0	.000	0-3	3	4.1	3-0	3	4	0	0	0	
1/14	Indiana State*	19	2-5	.400	0-0	.000	2-4	.500	0-4	4	4.1	3-0	2	1	0	1	6	
1/17	Valparaiso*	10	0-1	.000	0-1	.000	1-2	.500	0-1	1	3.9	0-0	1	3	0	1	1	
1/20	at Drake*	25	5-11	.455	1-2	.500	0-0	.000	1-1	2	3.9	2-0	2	3	0	0	11	
1/23	at Bradley*	10	0-4	.000	0-1	.000	0-0	.000	0-1	1	3.7	1-0	1	4	0	0	0	
1/27	Southern Illinois*																	
1/30	Illinois State*																	
2/3	at Loyola Chicago*																	
2/6	at Indiana State*																	
2/10	Evansville*																	
2/14	at Southern Ill.*																	
2/18	Drake*																	
2/21	Bradley*																	
2/24	at Northern Iowa*																	
3/2	MVC Tournament \$																	

J.T. Miller Career Statistics

Year	G-GS	Min	FG-A	Pct	3FG-A	Pct	FT-A	Pct	OR-DR	Reb	Avg	PF-D	A	TO	BS	ST	Pts	Avg
2013-14*	23-14	417	50-122	.410	23-69	.333	18-29	.621	13-40	53	2.3	50-0	17	38	7	19	141	6.1
2014-15*	30-30	770	125-248	.504	19-53	.358	77-107	.720	23-59	82	2.7	68-0	27	64	7	31	346	11.5
2015-16*	5-4	138	29-58	.500	5-15	.333	12-14	.857	8-14	22	4.4	16-2	8	14	3	5	75	15.0
2016-17*	25-24	757	129-306	.422	25-97	.258	85-128	.664	26-58	84	3.4	63-2	49	73	10	38	368	14.7
2017-18	21-8	416	69-139	.496	7-21	.333	29-40	.725	13-65	78	3.7	39-0	31	35	5	13	174	8.3
Total	104-80	2498	402-873	.460	79-255	.310	221-318	.695	83-236	319	3.1	236-4	132	224	32	106	1104	10.6
* at Howard	83-72	2082	333-734	.454	72-234	.308	192-278	.691	70-171	241	2.9	197-4	101	189	27	93	930	11.2

J.T. Miller Career MVC-Only Statistics

Year	G-GS	Min	FG-A	Pct	3FG-A	Pct	FT-A	Pct	OR-DR	Reb	Avg	PF-D	A	TO	BS	ST	Pts	Avg
2017-18	9-0	163	21-48	.438	3-11	.273	11-16	.688	4-26	30	3.3	17-0	12	23	4	6	56	6.2
Total	9-0	163	21-48	.438	3-11	.273	11-16	.688	4-26	30	3.3	17-0	12	23	4	6	56	6.2



43 - Tanveer Bhullar



7-2 ♦ 278 ♦ Senior ♦ Center ♦ Sports Management (M.S.)
 Etokicoke, Canada ♦ Fr. Henry Carr Secondary ♦ New Mexico State University

Career Highs

Points

15, vs. at Utah Valley, 1/7/16

Rebounds

11, vs. Cal State Bakersfield, 3/12/16

Field Goals

6, at Utah Valley, 1/7/16

6, Northern N.M., 2/6/16

Field Goal Attempts

9, vs. Tennessee Tech, 11/18/15

9, at Utah Valley, 1/7/16

9, Northern N.M., 2/8/16

Three-Point Attempts

1, vs. New Mexico, 11/15/15

Free Throws

5, vs. New Mexico, 11/15/15

Free Throw Attempts

6, done 5x, last vs. CSUB, 3/12/16

Assists

2, done 10x, last vs. SDSU, 12/2/17

Steals

2, vs. Seattle, 2/20/16

Minutes

25, at New Mexico, 11/18/16

Career Misc.

Leading MSU in Scoring	0
Leading MSU in Rebounding	0
Leading MSU in Assists	0
Double-Figure Points	6
Double-Figure Rebounds	3
Double-Figure Assists	0
Double-Doubles	2
Triple-Doubles	0
20-Point Games	0
Dunks at MSU	0
Chargest Drawn at MSU	0

2017-18

Played 5 minutes at Bradley (1/23/18) with an assist ... Scored first-ever points in Valley play with a layup at Evansville (1/10/18) ... Served a 4-game suspension for team rules violation from 12/22/17 to 1/7/18 ... Produced 7 points and 5 rebounds off the bench in win over Hampton (12/8/17) while making 3-of-4 at the foul line ... Matched career high with 2 assists in win over South Dakota State (12/2/17) ... Had 5 rebounds and 2 assists vs. Evangel (11/24/17) in 17-minute stint ... Saw 12 minutes vs. FAU (11/22/17) in Gulf Coast Showcase finale with 2 points and 3 rebounds in win ... Was 2-for-2 at the line in win over Manhattan (11/21/17) at Gulf Coast Showcase ... Had 9 points and 7 rebounds in home win over Southern University (11/15/17) on 4-of-8 shooting ... Went 3-for-5 from the field for 6 points in season opener at Western Kentucky (11/10/17) ... Fifth-year transfer from New Mexico State who saw action in 22 games as a junior last season ... Converted 52.2 percent of his field goal attempts in 2016-17 and Went 2-of-3 from the floor in NCAA Tournament game against No. 2-seed Baylor (3/17/17) in his second NCAA appearance in three seasons.

2017-18 Game by Game

Date	Opponent	GS	Min	FG-A	Pct	3FG-A	Pct	FT-A	Pct	OR-DR	Reb	Ave	PF-D	A	TO	BS	ST	Pts	
11/10	at Western Ky.	12	3-5	.600	0-0	.000	0-2	.000	2-2	4	4.0	4-0	0	3	0	1	0	6	
11/15	Southern U.	14	4-8	.500	0-0	.000	1-2	.500	3-4	7	5.5	3-0	1	2	1	0	0	9	
11/17	North Dakota St.	3	0-1	.000	0-1	.000	0-0	.000	0-0	0	3.7	1-0	0	1	0	0	0	0	
11/20	vs. Ga Southern #	Did Not Play -- Coach's Decision																	
11/21	vs. Manhattan#	7	0-1	.000	0-0	.000	2-2	1.000	0-0	0	2.8	2-0	0	1	0	0	0	2	
11/22	vs. FAU#	12	1-5	.200	0-0	.000	0-0	.000	2-1	3	2.8	0-0	0	0	0	0	0	2	
11/24	Evangel	17	2-7	.286	0-0	.000	0-2	.000	1-4	5	3.2	1-0	2	4	1	0	0	4	
11/28	Colorado State	5	2-3	.667	0-0	.000	0-0	.000	1-0	1	2.9	0-0	0	0	0	0	0	4	
12/2	vs. S. Dakota St.	6	0-1	.000	0-0	.000	0-0	.000	0-0	0	2.5	0-0	2	0	0	0	0	0	
12/4	at N. Dakota St.	2	0-0	.000	0-0	.000	0-0	.000	0-0	0	2.2	0-0	0	0	0	0	0	0	
12/8	Hampton	14	2-7	.286	0-0	.000	3-4	.750	2-3	5	2.5	4-0	1	3	0	0	0	7	
12/10	at Oral Roberts	6	0-0	.000	0-0	.000	0-0	.000	0-2	2	2.4	1-0	0	0	0	0	0	0	
12/19	Wright State	Did Not Play -- Coach's Decision																	
12/22	Loyola Chicago*	Suspended																	
12/31	at Valparaiso*	Suspended																	
1/4	Northern Iowa*	Suspended																	
1/7	at Illinois State*	Suspended																	
1/10	at Evansville*	3	1-2	.500	0-0	.000	0-0	.000	0-0	0	2.3	1-0	0	0	0	0	0	2	
1/14	Indiana State*	Did Not Play -- Coach's Decision																	
1/17	Valparaiso*	Did Not Play -- Coach's Decision																	
1/20	at Drake*	Did Not Play -- Coach's Decision																	
1/23	at Bradley*	5	0-0	.000	0-0	.000	0-0	.000	0-0	0	2.1	1-0	1	0	0	0	0	0	
1/27	Southern Illinois*																		
1/30	Illinois State*																		
2/3	at Loyola Chicago*																		
2/6	at Indiana State*																		
2/10	Evansville*																		
2/14	at Southern Ill.*																		
2/18	Drake*																		
2/21	Bradley*																		
2/24	at Northern Iowa*																		
3/2	MVC Tournament \$																		

Tanveer Bhullar Career Statistics

Year	G-GS	Min	FG-A	Pct	3FG-A	Pct	FT-A	Pct	OR-DR	Reb	Avg	PF-D	A	TO	BS	ST	Pts	Avg
2014-15*	10-0	43	4-11	.364	0-0	.000	1-2	.500	1-2	3	0.3	7-0	2	3	2	1	9	0.9
2015-16*	34-6	617	72-123	.585	0-1	.000	48-85	.565	72-107	179	5.3	59-0	22	33	14	6	192	5.6
2016-17*	22-0	155	24-46	.522	0-0	.000	11-24	.458	20-30	50	2.3	25-0	5	12	10	0	59	2.7
2017-18	13-0	106	15-40	.375	0-1	.000	6-12	.500	11-16	27	2.1	19-0	7	14	2	1	36	2.8
Total	79-6	921	115-220	.522	0-2	.000	66-123	.537	104-155	259	3.3	110-0	36	62	28	8	296	3.8
* at N.M. St.	66-6	815	100-180	.556	0-1	.000	60-111	.541	93-139	232	3.5	91-0	29	48	26	7	260	3.9

Tanveer Bhullar Career MVC-Only Statistics

Year	G-GS	Min	FG-A	Pct	3FG-A	Pct	FT-A	Pct	OR-DR	Reb	Avg	PF-D	A	TO	BS	ST	Pts	Avg
2017-18	2-0	8	1-2	.500	0-0	.000	0-0	.000	0-0	0	0.0	2-0	1	0	0	0	2	1.0
Total	2-0	8	1-2	.500	0-0	.000	0-0	.000	0-0	0	0.0	2-0	1	0	0	0	2	1.0



5 - Obediah Church

6-7 ♦ 225 ♦ Junior ♦ Forward ♦ Criminology
Springfield, Illinois ♦ Springfield High



Career Highs

Points

16, vs. DePaul, 12/23/16

Rebounds

13, at Bradley, 1/16/16

13, vs. Illinois State, 2/15/17

Field Goals

7, vs. Utah State, 12/1/15

7, at Wichita State, 2/18/16

Field Goal Attempts

10, at Loyola, 1/9/16

Three-Point Attempts

1, done 5 times, last vs. Loyola, 12/22/17

Free Throws

9, vs. Minnesota, 11/20/15

Free Throw Attempts

14, vs. Minnesota, 11/20/15

Assists

5, vs. Southern Illinois, 1/24/16

Blocked Shots

6, vs. Fontbonne, 11/17/16

6, at Drake, 2/18/17

Steals

3, at Loyola, 1/9/16; at SIU, 2/27/16

Minutes

37, vs. Utah State, 12/1/15

Career Misc.

Leading MSU in Scoring 3

Leading MSU in Rebound. 21

Leading MSU in Assists 5

Double-Figure Points 19

Double-Figure Rebounds 6

Double-Doubles 2

Dunks 89

20-Point Games 0

Charges Drawn 2

2017-18

Narrowly missed a double-double at Bradley (1/23/18) with 8 points and team-high 9 rebounds to go along with 4 blocks ... Recorded 8 points, 6 rebounds and 2 blocks in return to starting lineup vs. Valparaiso (1/17/18) with 3 dunks ... Came off the bench in home win over Indiana State (1/14/18) to make 4-of-5 shots, 1-of-1 at the foul line and block 2 shots with 9 points ... Missed game at Evansville (1/10/18) with nagging knee injury ... Had team-high 3 assists at Illinois State (1/7/18) with 2 blocks ... Pulled down 7 boards in home win over UNI (1/4/18) ... Notched 10 points of 5-of-7 from the field with 3 dunks in road win at Valparaiso (12/31/17) ... Reached 500 career points in MVC opener against Loyola (12/22/17) ... Led Bears with 13 points in win over Wright State (12/19/17) with 8 rebounds, 3 assists, 3 blocks and 3 dunks ... Had 5 rebounds and a pair of blocks at Oral Roberts (12/10/17) ... Punned down 6 boards in road win at NDSU (12/4/17) ... Had 6 rebounds, 2 blocks and went 3-for-3 from the field in win over South Dakota State (12/2/17) ... Posted team-high 8 rebounds with 10 points and 4-for-4 shooting in win over Colorado State (11/28/17) ... Had his second career double-double in win over Evangel (11/24/17) with 10 points, 10 rebounds and 5 blocks vs. Crusaders ... Blocked 3 shots and posted 6 rebounds in win over FAU (11/22/17) in Gulf Coast Showcase finale ... Posted 12 points -- all in second half -- with 6 rebounds and two dunks in win over Manhattan (11/21/17) at Gulf Coast event ... Swatted a pair of shots and recorded 3 assists vs. Georgia Southern (11/20/17) ... Had 3 blocked shots and 5 rebounds vs. North Dakota State (11/17/17) ... Produced 7 boards and his first dunk of the season in home win over Southern U (11/15/17) ... Was a perfect 5-for-5 from the field in season opener at Western Kentucky (11/10/17) with a pair of blocks ... Earned a spot on the MVC All-Defensive Team as a sophomore ... His 74 blocks led the MVC and marked the second-most on MSU season list ... Ranked 21st nationally in blocks per game (2.39) and 23rd nationally in total blocks ... Also jumped to No. 5 on MSU career blocks list (124) after just two seasons ... Averaged 5.8 rebounds with a team-best 35 dunks

2017-18 Game by Game

Date	Opponent	GS	Min	FG-A	Pct	3FG-A	Pct	FT-A	Pct	OR-DR	Reb	Ave	PF-D	A	TO	BS	ST	Pts		
11/10	at Western Ky.	*	13	5-5	1.000	0-0	.000	1-2	.500	1-1	2	2.0	4-0	0	0	2	0	11		
11/15	Southern U.	*	17	2-5	.400	0-0	.000	0-0	.000	5-2	7	4.5	3-0	2	0	1	0	4		
11/17	North Dakota St.	*	24	2-2	1.000	0-0	.000	0-2	.000	1-4	5	4.7	1-0	0	2	3	0	4		
11/20	vs. Ga Southern #	*	22	0-0	.000	0-0	.000	2-2	1.000	1-1	2	4.0	3-0	3	1	2	0	2		
11/21	vs. Manhattan#	*	24	5-6	.833	0-0	.000	2-4	.500	4-2	6	4.4	3-0	1	1	2	0	12		
11/22	vs. FAU#	*	26	2-4	.500	0-0	.000	0-2	.000	4-2	6	4.7	2-0	1	2	3	1	4		
11/24	Evangel	*	16	3-4	.750	0-0	.000	4-7	.571	3-7	10	5.4	0-0	1	1	5	0	10		
11/28	Colorado State	*	32	4-4	1.000	0-0	.000	2-4	.500	6-2	8	5.8	3-0	1	1	1	1	10		
12/2	vs. S. Dakota St.	*	20	3-3	1.000	0-0	.000	0-0	.000	2-4	6	5.8	2-0	0	1	2	1	6		
12/4	at N. Dakota St.	*	26	2-5	.400	0-0	.000	1-1	1.000	2-4	6	5.8	1-0	0	3	0	0	5		
12/8	Hampton	*	23	2-5	.400	0-0	.000	1-2	.500	1-4	5	5.7	1-0	2	1	1	0	5		
12/10	at Oral Roberts	*	19	2-2	1.000	0-0	.000	0-1	.000	3-2	5	5.7	2-0	0	0	2	0	4		
12/19	Wright State	*	33	5-7	.714	0-0	.000	3-5	.600	1-7	8	5.8	2-0	3	0	3	1	13		
12/22	Loyola Chicago*	*	14	1-2	.500	0-1	.000	1-2	.500	0-0	0	5.4	2-0	0	2	0	1	3		
12/31	at Valparaiso*	*	29	5-7	.714	0-0	.000	0-0	.000	1-3	4	5.3	0-0	1	3	4	1	10		
1/4	Northern Iowa*	*	16	1-3	.333	0-0	.000	0-1	.000	2-5	7	5.4	4-0	0	1	1	0	2		
1/7	at Illinois State*	*	23	0-0	.000	0-0	.000	1-2	.500	0-2	2	5.2	3-0	3	2	2	0	1		
1/10	at Evansville*	Injured - Knee																		
1/14	Indiana State*	19	4-5	.800	0-0	.000	1-1	1.000	1-1	2	5.1	3-0	0	1	2	0	0	9		
1/17	Valparaiso*	*	19	4-7	.571	0-0	.000	0-0	.000	3-3	6	5.1	2-0	1	2	2	1	8		
1/20	at Drake*	*	18	2-4	.500	0-0	.000	0-0	.000	1-0	1	4.9	2-0	0	0	0	0	4		
1/23	at Bradley*	*	32	3-5	.600	0-0	.000	2-4	.500	6-3	9	5.1	1-0	2	1	4	1	8		
1/27	Southern Illinois*																			
1/30	Illinois State*																			
2/3	at Loyola Chicago*																			
2/6	at Indiana State*																			
2/10	Evansville*																			
2/14	at Southern Ill.*																			
2/18	Drake*																			
2/21	Bradley*																			
2/24	at Northern Iowa*																			
3/2	MVC Tournament\$																			

Obediah Church Career Statistics

Year	G-GS	Min	FG-A	Pct	3FG-A	Pct	FT-A	Pct	OR-DR	Reb	Avg	PF-D	A	TO	BS	ST	Pts	Avg
2015-16	32-32	861	86-144	.597	0-3	.000	31-76	.408	62-133	195	6.1	63-0	47	49	50	22	203	6.3
2016-17	31-26	794	81-126	.643	0-1	.000	42-86	.488	71-108	179	5.8	71-0	42	43	74	16	204	6.6
2017-18	21-20	465	57-85	.671	0-1	.000	21-42	.500	48-59	107	5.1	44-0	21	25	42	8	135	6.4
Total	84-78	2120	224-355	.631	0-5	.000	94-204	.461	181-300	481	5.7	178-0	110	117	166	46	542	6.5

Obediah Church Career MVC-Only Statistics

Year	G-GS	Min	FG-A	Pct	3FG-A	Pct	FT-A	Pct	OR-DR	Reb	Avg	PF-D	A	TO	BS	ST	Pts	Avg
2015-16	18-18	507	50-89	.562	0-2	.000	15-47	.319	33-80	113	6.3	36-0	32	31	21	17	115	6.4
2016-17	18-18	499	40-69	.580	0-0	.000	20-44	.455	43-64	107	5.9	42-0	25	24	42	9	100	5.6
2017-18	8-7	170	20-33	.606	0-1	.000	5-10	.500	14-17	31	3.9	17-0	7	12	15	4	45	5.6
Total	44-43	1176	110-191	.576	0-3	.000	40-101	.396	90-161	251	5.7	95-0	64	67	78	30	260	5.9



11 - Jarred Dixon

6-4 ♦ 171 ♦ Junior ♦ Guard ♦ Sport & Park Administration
 Kansas City, Missouri ♦ Lee's Summit West High



Career Highs

Points

21, at Air Force, 12/3/16

Rebounds

10, vs. Drake, 2/24/16

Field Goals

9, at Air Force, 12/3/16

Field Goal Attempts

16, vs. SE Missouri, 12/22/15

16, vs. Oral Roberts, 12/14/16

Three-Pointers

3, 3x, last vs. Hampton, 12/8/17

Three-Point Attempts

6, at Bradley, 1/23/18

Free Throws

10, vs. UNI, 3/3/17

Free Throw Attempts

10, vs. UNI, 3/3/17

Assists

7, vs. Illinois State, 2/15/17

7, at Oral Roberts, 12/10/17

Blocks

2, vs. Southern University, 11/15/17

Steals

6, vs. Illinois State, 1/30/16

Minutes

40, at Loyola, 1/9/16

Career Misc.

Leading MSU in Scoring	9
Leading MSU in Rebound.	1
Leading MSU in Assists	14
Double-Figure Points	34
Double-Figure Rebounds	1
Double-Doubles	1
Dunks	3
20-Point Games	2
Charges Drawn	8

2017-18

Eclipsed 700 career points at Bradley (1/23/16) with 6 rebounds and a pair of 3-pointers ... Shared squad lead with 15 points at Drake (1/20/18) along with game-high 4 assists ... Scored 12 points and posted a pair of steals in win over Valpo (1/17/18) at JQH, including 6-of-7 at the foul line ... Slapped 15 points on Indiana State (1/14/18), including 6-of-6 at the foul line, in home victory ... Led club with 5 assists at Evansville (1/10/18) ... Had key second-half triple at Illinois State (1/7/18) in his 11th straight start ... Had just his second double-figure scoring game in the month of December with 10 points in win at Valparaiso on New Year's Eve behind 5-of-10 shooting ... Played 33 minutes and knocked down key three in win over Loyola (12/22/17) ... In seventh straight start, scored 9 points with a 3-pointer in win over Wright State (12/19/17) ... Posted 9 points in 38-minute assignment at ORU (12/10/17) with career-high 7 assists ... Shared team-highs with 17 points and 4 assists in win over Hampton (12/8/17) with a 3-for-3 day behind the arc ... Had 7 points in road win at NDSU (12/4/17) ... Posted team-high 4 assists and drew a charge in win over South Dakota State (12/2/17) ... Led club with 5 assists in win over Colorado State (11/28/17) in his second straight start while producing 9 points and 5 rebounds with a pair of steals ... Posted team-high 13 points in his return to starting rotation vs. Evangel (11/24/17) with 13 points behind 3-for-3 from long range and 3 assists ... Had his best game of November with 10 points, 4 rebounds and 3 assists off the bench in win over FAU (11/22/17) on 5-of-8 shooting ... Had a dunk, 3 steals and 5 points in win over Manhattan (11/21/17) at Gulf Coast Showcase ... Scored 6 points in resever vs. Georgia Southern (11/20/17) with 3 rebounds in first round of Gulf Coast Showcase ... Produced 5 points off the bench, including the team's only 3-pointer vs. North Dakota State (11/17/17) ... Also had 5 points and 2 blocks in home win over Southern University (11/15/17) ... Had 3 assists in win at Western Kentucky (11/10/17) ... Earned MVC All-Bench Team honors as a sophomore ... Started last 6 games of the campaign and averaged 11.7 points in that span ... Made 23 straight free throws to end the year (2/9/17 to 3/4/17)

2017-18 Game by Game

Date	Opponent	GS	Min	FG-A	Pct	3FG-A	Pct	FT-A	Pct	OR-DR	Reb	Ave	PF-D	A	TO	BS	ST	Pts
11/10	at Western Ky.	23	0-5	.000	0-1	.000	0-0	.000	1-2	3	3.0	0-0	3	2	0	1	0	0
11/15	Southern U.	21	2-6	.333	0-1	.000	1-4	.250	0-2	2	2.5	2-0	1	1	2	1	2	5
11/17	North Dakota St.	16	2-4	.500	1-1	1.000	0-0	.000	0-2	2	2.3	2-0	0	0	0	0	0	5
11/20	vs. Ga Southern #	33	3-9	.333	0-2	.000	0-1	.000	1-2	3	2.5	2-0	0	3	0	0	0	6
11/21	vs. Manhattan#	21	2-6	.333	0-0	.000	1-2	.500	0-2	2	2.3	1-0	0	0	0	0	3	5
11/22	vs. FAU#	27	5-8	.625	0-0	.000	0-0	.000	2-2	4	2.7	0-0	3	1	0	0	0	10
11/24	Evangel	* 23	4-6	.667	3-3	1.000	2-2	1.000	0-0	0	2.3	1-0	3	0	0	0	0	13
11/28	Colorado State	* 35	2-6	.333	0-1	.000	5-5	1.000	1-4	5	2.6	3-0	5	2	1	2	2	9
12/2	vs. S. Dakota St.	* 33	4-7	.571	0-1	.000	0-0	.000	1-2	3	2.7	2-0	4	3	0	0	0	8
12/4	at N. Dakota St.	* 21	3-7	.429	1-2	.500	0-0	.000	1-1	2	2.6	1-0	1	1	0	0	0	7
12/8	Hampton	* 30	7-12	.583	3-3	1.000	0-0	.000	0-2	2	2.5	2-0	4	1	0	2	17	
12/10	at Oral Roberts	* 38	4-8	.500	1-2	.500	0-0	.000	2-1	3	2.6	2-0	7	2	0	1	9	
12/19	Wright State	* 24	3-6	.500	1-1	1.000	2-2	1.000	0-4	4	2.7	4-0	2	3	1	1	9	
12/22	Loyola Chicago*	* 33	1-5	.200	1-2	.500	0-0	.000	0-0	0	2.5	4-0	3	1	0	2	3	
12/31	at Valparaiso*	* 28	5-10	.500	0-1	.000	0-0	.000	1-3	4	2.6	3-0	3	1	1	0	10	
1/4	Northern Iowa*	* 18	0-2	.000	0-0	.000	2-2	1.000	0-2	2	2.6	2-0	1	2	1	0	2	
1/7	at Illinois State*	* 19	2-5	.400	1-3	.333	0-0	.000	1-0	1	2.4	4-0	1	1	0	0	5	
1/10	at Evansville*	* 34	2-10	.200	1-4	.250	1-2	.500	1-1	2	2.4	2-0	5	0	0	3	6	
1/14	Indiana State*	* 36	4-9	.444	1-3	.333	6-6	1.000	1-2	3	2.5	2-0	1	2	0	0	15	
1/17	Valparaiso*	* 35	3-8	.375	0-1	.000	6-7	.857	0-3	3	2.5	3-0	0	2	1	2	12	
1/20	at Drake*	* 36	6-12	.500	0-2	.000	3-5	.600	0-2	2	2.5	0-0	4	0	0	1	15	
1/23	at Bradley*	* 35	2-10	.200	2-6	.333	0-0	.000	4-2	6	2.6	0-0	1	3	1	1	6	
1/27	Southern Illinois*																	
1/30	Illinois State*																	
2/3	at Loyola Chicago*																	
2/6	at Indiana State*																	
2/10	Evansville*																	
2/14	at Southern Ill.*																	
2/18	Drake*																	
2/21	Bradley*																	
2/24	at Northern Iowa*																	
3/2	MVC Tournament \$																	

Jarred Dixon Career Statistics

Year	G-GS	Min	FG-A	Pct	3FG-A	Pct	FT-A	Pct	OR-DR	Reb	Avg	PF-D	A	TO	BS	ST	Pts	Avg
2015-16	30-17	725	91-222	.410	11-41	.268	47-64	.734	22-46	68	2.3	60-0	45	30	4	40	240	8.0
2016-17	33-10	758	105-260	.404	15-53	.283	60-71	.845	23-60	83	2.5	62-0	67	42	7	26	285	8.6
2017-18	22-16	619	66-161	.410	16-40	.400	29-38	.763	17-41	58	2.6	42-0	52	31	8	20	177	8.0
Total	85-43	2102	262-643	.407	42-134	.313	136-173	.786	62-147	209	2.5	164-0	164	103	19	86	702	8.3

Jarred Dixon Career MVC-Only Statistics

Year	G-GS	Min	FG-A	Pct	3FG-A	Pct	FT-A	Pct	OR-DR	Reb	Avg	PF-D	A	TO	BS	ST	Pts	Avg
2015-16	18-16	545	66-153	.431	7-24	.292	34-44	.773	13-37	50	2.8	46-0	35	21	3	30	173	9.6
2016-17	18-8	443	61-153	.399	7-28	.250	27-35	.771	14-40	54	3.0	37-0	36	20	5	12	156	8.7
2017-18	9-9	274	25-71	.352	6-22	.273	18-22	.818	8-15	23	2.6	20-0	19	12	4	9	74	8.2
Total	45-33	1262	152-377	.403	20-74	.270	79-101	.782	35-92	127	2.8	103-0	90	53	12	51	403	9.0



20 - Ryan Kreklow

6-4 ♦ 186 ♦ Junior ♦ Guard ♦ Administrative Management
Columbia, Missouri ♦ Rock Bridge High



Career Highs

Points

20, vs. Colorado State, 11/28/17

Rebounds

6, vs. DePaul, 12/23/16

6, vs. Evangel, 11/24/17

6, vs. South Dakota State, 12/2/17

Field Goals

6, vs. DePaul, 12/23/16

6, vs. Colorado State, 11/28/17

Field Goal Attempts

12, vs. DePaul, 12/23/16

Three-Pointers

4, vs. SE Missouri, 12/17/16

4, vs. USC, 12/22/16

Three-Point Attempts

8, done 4x, last vs. Southrn, 11/15/17

Free Throws

6, at Wichita State, 2/18/16

Free Throw Attempts

6, at Wichita State, 2/18/16

6, vs. Colorado State, 11/28/17

Assists

5, vs. Loyola, 12/22/17

Blocked Shots

1, done 12x, last at UE, 1/10/18

Steals

3, done 4 times, last at ILSU, 1/4/17

Minutes

37, at Loyola 1/9/16 |vs. Drake, 3/3/16

Career Misc.

Leading MSU in Scoring	2
Leading MSU in Rebound.	1
Leading MSU in Assists	7
Double-Figure Points	16
Dunks	0
20-Point Games	1
Charges Drawn	21

2017-18

Has knocked down a 3-pointer in 4 straight games ... Snagged 4 caroms and knocked down a trey in loss at Drake (1/20/18) ... Came off the bench for 9 points with a pair of 3-pointers and 2 assists in home win over Indiana State (1/14/18) ... Had 4 assists, a block and a steal at Evansville (1/10/18) in his sixth straight start ... Drew his 20th career charge and had 2 clutch free throws in home win over UNI (1/4/18) ... Played 24 minutes at Valparaiso (12/31/17) and drew a charge in his third straight start ... Reached 500 career points in win over Loyola (12/22/17) with team-high 5 assists, 10 points, 5 rebounds and a pair of drawn charges ... Returned to starting lineup for win over Wright State (12/19/17) with a pair of threes to give him 100 treys for his career ... Had 3 assists and a pair of treys off the bench at ORU (12/10/17) ... Knocked down 3 treys and had 9 points in home win over Hampton (12/8/17) ... Snagged a pair of key steals in road win over North Dakota State (12/4/17) ... Matched career high with 6 rebounds in win over South Dakota State (12/2/17) ... Posted career-high 20 points to lead the Bears in scoring in win over Colorado State (11/28/17) with 3 treys and his 50th career steal ... Matched career high in rebounds (6) and assists (4) in win over Evangel (11/24/17) with 8 points and a pair of 3-pointers ... Had a steal and two game-clinching free throws in final seconds of win over Manhattan (11/21/17) at Gulf Coast Showcase along with a 3-pointer and 3 assists ... Hit a go-ahead 3-pointer in the second half as part of a 5-point effort against Georgia Southern (11/20/17) at Gulf Coast Showcase ... Went 4-for-4 at the line with 6 points and 3 rebounds vs. North Dakota State (11/17/17) ... Notched 11 points in home opener against Southern (11/15/17) with 3 triples and a pair of steals in starting role ... Went 4-for-4 at the foul line in road win at Western Kentucky (11/10/17) ... Finished second on the club with 42 treys last season, and had a 3-pointer in 24 games (appeared in all 33).

2017-18 Game by Game

Date	Opponent	GS	Min	FG-A	Pct	3FG-A	Pct	FT-A	Pct	OR-DR	Reb	Ave	PF-D	A	TO	BS	ST	Pts
11/10	at Western Ky.	*	21	1-4	.250	1-3	.333	4-4	1.000	0-1	1	1.0	3-0	1	2	0	1	7
11/15	Southern U.	*	22	4-11	.364	3-8	.375	0-0	.000	2-3	5	3.0	2-0	1	3	1	2	11
11/17	North Dakota St.	*	33	1-4	.250	0-3	.000	4-4	1.000	0-3	3	3.0	3-0	0	2	0	2	6
11/20	vs. Ga Southern #	*	20	2-6	.333	1-4	.250	0-0	.000	0-1	1	2.5	3-0	1	1	0	1	5
11/21	vs. Manhattan#		18	1-6	.167	1-5	.200	2-2	1.000	0-1	1	2.2	1-0	3	1	0	2	5
11/22	vs. FAU#		15	0-4	.000	0-3	.000	2-2	1.000	0-4	4	2.5	0-0	1	2	0	0	2
11/24	Evangel		27	3-8	.375	2-4	.500	0-0	.000	1-5	6	3.0	0-0	4	1	0	1	8
11/28	Colorado State		32	6-11	.545	3-6	.500	5-6	.833	0-1	1	2.8	3-0	0	2	0	1	20
12/2	vs. S. Dakota St.		27	2-8	.250	1-6	.167	0-0	.000	1-6	6	3.1	3-0	3	2	0	1	5
12/4	at N. Dakota St.		22	1-7	.143	0-2	.000	0-0	.000	1-1	2	3.0	3-0	2	0	0	2	2
12/8	Hampton		22	3-7	.429	3-5	.600	0-0	.000	0-2	2	2.9	1-0	1	1	0	0	9
12/10	at Oral Roberts		24	2-4	.500	2-4	.500	0-0	.000	0-0	0	2.7	4-0	3	1	0	1	6
12/19	Wright State	*	22	3-6	.500	2-5	.400	0-0	.000	0-1	1	2.5	4-0	1	1	0	2	8
12/22	Loyola Chicago*	*	34	2-4	.500	2-3	.667	4-4	1.000	0-5	5	2.7	1-0	5	1	1	1	10
12/31	at Valparaiso*	*	24	1-6	.167	1-4	.250	0-0	.000	3-0	3	2.7	2-0	2	1	0	2	3
1/4	Northern Iowa*	*	24	1-8	.125	0-6	.000	2-2	1.000	0-2	2	2.7	1-0	1	1	0	0	4
1/7	at Illinois State*	*	16	0-5	.000	0-4	.000	0-0	.000	0-1	1	2.6	1-0	1	1	0	0	0
1/10	at Evansville*	*	25	0-2	.000	0-1	.000	0-0	.000	0-1	1	2.5	3-0	4	0	1	1	0
1/14	Indiana State*		14	2-5	.400	2-5	.400	3-4	.750	0-0	0	2.4	2-0	2	3	0	0	9
1/17	Valparaiso*		25	1-5	.200	1-5	.200	0-0	.000	0-3	3	2.4	4-0	1	1	0	0	3
1/20	at Drake*		21	1-3	.333	1-2	.500	0-0	.000	0-4	4	2.5	4-0	2	0	0	1	3
1/23	at Bradley*		21	1-4	.250	1-4	.250	1-2	.500	0-3	3	2.5	2-0	2	0	0	0	4
1/27	Southern Illinois*																	
1/30	Illinois State*																	
2/3	at Loyola Chicago*																	
2/6	at Indiana State*																	
2/10	Evansville*																	
2/14	at Southern Ill.*																	
2/18	Drake*																	
2/21	Bradley*																	
2/24	at Northern Iowa*																	
3/2	MVC Tournament \$																	

Ryan Kreklow Career Statistics

Year	G-GS	Min	FG-A	Pct	3FG-A	Pct	FT-A	Pct	OR-DR	Reb	Avg	PF-D	A	TO	BS	ST	Pts	Avg
2015-16	27-6	595	57-164	.348	39-113	.345	34-45	.756	12-50	62	2.3	62-2	35	33	7	21	187	6.9
2016-17	33-9	584	70-156	.449	42-101	.416	27-31	.871	15-45	60	1.8	57-1	22	34	2	19	209	6.3
2017-18	22-10	509	38-128	.297	27-92	.293	27-30	.900	8-47	55	2.5	50-0	41	27	3	21	130	5.9
Total	82-25	1688	165-448	.368	108-306	.353	88-106	.830	35-142	177	2.2	169-3	98	94	12	61	526	6.4

Ryan Kreklow Career MVC-Only Statistics

Year	G-GS	Min	FG-A	Pct	3FG-A	Pct	FT-A	Pct	OR-DR	Reb	Avg	PF-D	A	TO	BS	ST	Pts	Avg
2015-16	18-3	390	36-102	.353	25-69	.362	26-35	.743	7-26	33	1.8	41-2	16	24	5	14	123	6.8
2016-17	18-2	320	31-72	.431	21-49	.429	14-16	.875	5-29	34	1.9	35-1	11	23	2	8	97	5.4
2017-18	9-5	204	9-42	.214	8-34	.235	10-12	.833	3-19	22	2.4	20-0	20	8	2	5	36	4.0
Total	45-10	914	76-216	.352	54-152	.355	50-63	.794	15-74	89	2.0	96-3	47	55	9	27	256	5.7



2 - Reggie Scurry

6-5 ♦ 213 ♦ Junior ♦ Forward ♦ Sport & Park Administration

Atlanta, Georgia ♦ North Clayton High ♦ Northern Oklahoma Tonkawa College



Career Highs

Points

18, vs. Loyola, 12/22/17

Rebounds

7, at North Dakota State, 12/4/17

7, vs. Loyola, 12/22/17

Field Goals

8, vs. Loyola, 12/22/17

Field Goal Attempts

13, vs. Loyola, 12/22/17

Three-Pointers

1, 2x, last vs. South Dak St., 12/2/17

Three-Point Attempts

2, at North Dakota State, 12/4/17

Free Throws

7, at Valparaiso, 12/31/17

Free Throw Attempts

8, at Valparaiso, 12/31/17

Assists

1, done 3 times, last vs. Valparaiso, 1/17/18

Blocks

3, vs. Colorado State, 11/28/17

Steals

2, vs. Northern Iowa, 1/4/18

Minutes

26, at Evansville, 1/10/18

Career Misc.

Leading MSU in Scoring	0
Leading MSU in Rebound.	0
Leading MSU in Assists	0
Double-Figure Points	8
Double-Figure Rebounds	0
Double-Doubles	0
Dunks	13
20-Point Games	0
Charges Drawn	1

2017-18

Suffered a foot injury during cryotherapy treatment on 1/22/18 and is expected to miss multiple games ... Posted 8 points, 6 rebounds and a dunk off the bench at Drake (1/20/18) ... Came off bench to score 7 points with 5 rebounds in home win over Valpo (1/17/18) ... Blocked 2 shots in home win over Indiana State (1/14/18) in second start ... Scored 10 points on 5-of-11 from the field with a pair of blocks at Evansville (1/10/18) in his first career start ... Blocked 2 shots and snagged 4 rebounds off the bench at Illinois State (1/7/18) ... Had 2 steals and snagged 6 rebounds -- 5 offensive -- in home win over UNI (1/4/18) ... Scored 9 points behind 7-of-8 at the line with a drawn charge in road win at Valparaiso (12/31/17) ... Had stellar breakout in Valley opener against Loyola (12/22/17) with 18 points, 7 rebounds, 2 dunks and a block in win over Ramblers ... Was 3-for-3 at the line and 9 points in home win over Hampton (12/8/17) ... Posted 13 points and 7 rebounds off the bench in key road win at North Dakota State (12/4/17) with a pair of blocked shots ... Made 6-of-9 shots for career high 14 points in win over South Dakota State (12/2/17) ... Notched 12 points in 15 minutes off the bench in win over Colorado State (11/28/17) behind 5-for-5 at the line with a 3-pointer and 3 blocks ... Produced 10 points in win over Evangel (11/24/17) on 5-of-9 field goals with a dunk and 5 rebounds ... Posted 8 points and 3 rebounds in win over FAU (11/22/17) in Gulf Coast Showcase finale ... Scored 8 points on 4-of-5 shooting in Gulf Coast Showcase win over Manhattan (11/21/17) ... Dropped 8 points with a pair of dunks against Georgia Southern (11/20/17) at Gulf Coast Showcase with 4 rebounds ... Had 6 points vs. Southern University (11/15/17) with 2-of-2 effort at the line ... Poured in 12 points in his MSU debut, making 6-of-8 shots at Western Kentucky (11/10/17) in season opener with 5 boards and 3 dunks ... NJCAA Division I All-America third-team selection in 2017 ... Averaged team-bests 15.7 points and 10.2 rebounds per game as a sophomore at Northern Oklahoma Tonkawa College.

2017-18 Game by Game

Date	Opponent	GS	Min	FG-A	Pct	3FG-A	Pct	FT-A	Pct	OR-DR	Reb	Ave	PF-D	A	TO	BS	ST	Pts	
11/10	at Western Ky.	18	6-8	.750	0-0	.000	0-0	.000	1-4	5	5.0	5-1	0	3	1	0	12		
11/15	Southern U.	17	2-5	.400	0-1	.000	2-2	1.000	2-1	3	4.0	3-0	0	2	1	1	6		
11/17	North Dakota St.	20	4-9	.444	0-0	.000	1-1	1.000	4-0	4	4.0	1-0	0	0	1	0	9		
11/20	vs. Ga Southern #	17	3-6	.500	0-0	.000	2-2	1.000	1-3	4	4.0	3-0	0	3	0	1	8		
11/21	vs. Manhattan#	14	4-5	.800	0-0	.000	0-1	.000	0-2	2	3.6	2-0	0	0	0	0	8		
11/22	vs. FAU#	8	3-6	.600	0-0	.000	2-2	1.000	2-1	3	3.5	0-0	0	0	0	0	8		
11/24	Evangel	15	5-9	.556	0-0	.000	0-1	.000	4-1	5	3.7	0-0	0	2	1	0	10		
11/28	Colorado State	15	3-5	.600	1-1	1.000	5-5	1.000	1-3	4	3.8	3-0	1	0	3	0	12		
12/2	vs. S. Dakota St.	15	6-9	.667	1-1	1.000	1-2	.500	3-1	4	3.9	1-0	0	1	0	0	14		
12/4	at N. Dakota St.	20	5-9	.556	0-2	.000	3-5	.600	2-5	7	4.1	2-0	0	0	2	0	13		
12/8	Hampton	11	3-5	.600	0-1	.000	3-3	1.000	1-1	2	3.9	1-0	0	1	0	0	9		
12/10	at Oral Roberts	21	5-7	.714	0-0	.000	1-2	.500	2-4	6	4.1	3-0	0	0	0	0	11		
12/19	Wright State	8	1-4	.250	0-0	.000	0-0	.000	1-1	2	3.9	1-0	0	0	1	0	2		
12/22	Loyola Chicago*	25	8-13	.615	0-0	.000	2-7	.286	2-5	7	4.1	4-0	0	2	1	0	18		
12/31	at Valparaiso*	15	1-6	.167	0-1	.000	7-8	.875	2-4	6	4.3	4-0	0	0	0	0	9		
1/4	Northern Iowa*	20	1-6	.167	0-0	.000	2-4	.500	5-1	6	4.4	4-0	0	1	1	2	4		
1/7	at Illinois State*	14	1-2	.500	0-0	.000	3-4	.750	2-2	4	4.4	5-2	0	4	2	0	5		
1/10	at Evansville*	* 26	5-11	.455	0-1	.000	0-0	.000	1-1	2	4.2	4-0	0	1	2	0	10		
1/14	Indiana State*	* 20	1-3	.333	0-0	.000	1-2	.500	0-1	1	4.1	1-0	1	1	2	0	3		
1/17	Valparaiso*	19	3-9	.333	0-1	.000	1-3	.333	0-5	5	4.1	1-0	1	0	0	0	7		
1/20	at Drake*	21	4-11	.364	0-0	.000	0-0	.000	1-5	6	4.2	4-0	0	0	1	1	8		
1/23	at Bradley*	Did Not Play - Foot																	
1/27	Southern Illinois*																		
1/30	Illinois State*																		
2/3	at Loyola Chicago*																		
2/6	at Indiana State*																		
2/10	Evansville*																		
2/14	at Southern Ill.*																		
2/18	Drake*																		
2/21	Bradley*																		
2/24	at Northern Iowa*																		
3/2	MVC Tournament\$																		

Reggie Scurry Career Statistics

Year	G-GS	Min	FG-A	Pct	3FG-A	Pct	FT-A	Pct	OR-DR	Reb	Avg	PF-D	A	TO	BS	ST	Pts	Avg
2017-18	21-2	359	74-147	.503	2-9	.222	36-54	.667	37-51	88	4.2	52-2	3	22	19	5	186	8.9
Total	21-2	359	74-147	.503	2-9	.222	36-54	.667	37-51	88	4.2	52-2	3	22	19	5	186	8.9

Reggie Scurry Career MVC-Only Statistics

Year	G-GS	Min	FG-A	Pct	3FG-A	Pct	FT-A	Pct	OR-DR	Reb	Avg	PF-D	A	TO	BS	ST	Pts	Avg
2017-18	8-2	160	24-61	.393	0-3	.000	16-28	.571	13-24	37	4.6	27-1	2	9	9	3	64	8.0
Total	8-2	160	24-61	.393	0-3	.000	16-28	.571	13-24	37	4.6	27-1	2	9	9	3	64	8.0



21 - Ross Owens

6-4 ♦ 191 ♦ Sophomore ♦ Guard ♦ Undeclared
Woodlawn, Illinois ♦ Woodlawn High



2017-18

Played 21 minutes at Bradley (1/23/18) off the bench and tallied 5 points, 2 rebounds, an assist and a 3-pointer ... Grabbed a steal at Drake (1/20/18) in 4-minute appearance ... Earned 3 minutes in home win over Valparaiso (1/17/18) ... Made Valley road appearance in win at Valparaiso (12/31/17) ... Got in the Wright State game (12/19/17) for 10 minutes and posted 2 rebounds and 2 points in his 10th career appearance for the Bears ... Played the final 2 minutes of home win over Hampton (12/8/17) ... Got in 9 minutes vs. Evangel (11/24/17) with 5 points, a block and a 3-pointer at JQH Arena. ... Saw 3 minutes in home opener against Southern University (11/15/17) with a rebound ... Played in 6 games as a true freshman walkon in 2016-17.

Career Highs

Points

5, vs. Fontbonne, 11/17/16
5, vs. Evangel, 11/24/17
5, at Bradley (1/23/18)

Rebounds

2, vs. Jacksonville State, 11/13/16
2, vs. Wright State (12/19/17)
2, at Bradley (1/23/18)

Field Goals

2, vs. Fontbonne, 11/17/16
2, vs. Evangel, 11/24/17
2, at Bradley (1/23/18)

Field Goal Attempts

7, at Bradley (1/23/18)

Three-Pointers

1, done 3x, last at Bradley (1/23/18)

Three-Point Attempts

6, at Bradley (1/23/18)

Assists

1, vs. Southeast Missouri, 12/17/16
1, at Bradley (1/23/18)

Blocks

1, vs. Evangel, 11/24/17

Steals

1, done 3x, last at Bradley (1/23/18)

Minutes

21, at Bradley (1/23/18)

Career Misc.

Leading MSU in Scoring	0
Leading MSU in Rebound.	0
Leading MSU in Assists	0
Double-Figure Points	0
Double-Figure Rebounds	0
Double-Doubles	0
Dunks	0
20-Point Games	0

2017-18 Game by Game

Date	Opponent	GS	Min	FG-A	Pct	3FG-A	Pct	FT-A	Pct	OR-DR	Reb	Ave	PF-D	A	TO	BS	ST	Pts	
11/10	at Western Ky.																		
11/15	Southern U.	3	0-1	.000	0-1	.000	0-0	.000	0-0	0-1	1	1.0	0-0	0	0	0	0	0	0
11/17	North Dakota St.																		
11/20	vs. Ga Southern #																		
11/21	vs. Manhattan#																		
11/22	vs. FAU#																		
11/24	Evangel	9	2-4	.500	1-3	.333	0-0	.000	0-0	0-0	0	0.5	0-0	0	1	1	0	5	5
11/28	Colorado State																		
12/2	vs. S. Dakota St.																		
12/4	at N. Dakota St.																		
12/8	Hampton	2	0-0	.000	0-0	.000	0-0	.000	0-0	0-0	0	0.3	0-0	0	0	0	0	0	0
12/10	at Oral Roberts																		
12/19	Wright State	10	1-3	.333	0-2	.000	0-0	.000	0-0	1-1	2	0.8	2-0	0	0	0	0	0	2
12/22	Loyola Chicago*																		
12/31	at Valparaiso*	1	0-0	.000	0-0	.000	0-0	.000	0-0	0-0	0	0.6	0-0	0	0	0	0	0	0
1/4	Northern Iowa*																		
1/7	at Illinois State*																		
1/10	at Evansville*																		
1/14	Indiana State*																		
1/17	Valparaiso*	3	0-0	.000	0-0	.000	0-0	.000	0-0	0-0	0	0.5	1-0	0	1	0	0	0	0
1/20	at Drake*	4	0-1	.000	0-1	.000	0-0	.000	0-0	0-0	0	0.4	0-0	0	0	0	1	0	0
1/23	at Bradley*	21	2-7	.286	1-6	.167	0-0	.000	0-0	0-2	2	0.6	1-0	1	0	0	1	5	5
1/27	Southern Illinois*																		
1/30	Illinois State*																		
2/3	at Loyola Chicago*																		
2/6	at Indiana State*																		
2/10	Evansville*																		
2/14	at Southern Ill.*																		
2/18	Drake*																		
2/21	Bradley*																		
2/24	at Northern Iowa*																		
3/2	MVC Tournament\$																		

Ross Owens Career Statistics

Year	G-GS	Min	FG-A	Pct	3FG-A	Pct	FT-A	Pct	OR-DR	Reb	Avg	PF-D	A	TO	BS	ST	Pts	Avg
2016-17	6-0	14	2-6	.333	1-3	.333	0-0	.000	2-2	4	0.7	2-0	1	0	0	1	5	0.8
2017-18	8-0	53	5-16	.313	2-13	.154	0-0	.000	1-4	5	0.6	4-0	1	2	1	2	12	1.5
Total	14-0	67	7-22	.318	3-16	.188	0-0	.000	3-6	9	0.6	6-0	2	2	1	3	17	1.2

Ross Owens Career MVC-Only Statistics

Year	G-GS	Min	FG-A	Pct	3FG-A	Pct	FT-A	Pct	OR-DR	Reb	Avg	PF-D	A	TO	BS	ST	Pts	Avg
2016-17	2-0	3	0-0	.000	0-0	.000	0-0	.000	0-2	2	1.0	0-0	0	0	0	0	0	0.0
2017-18	4-0	29	2-8	.250	1-7	.143	0-0	.000	0-2	2	0.5	2-0	1	1	0	2	5	1.30
Total	6-0	32	2-8	.250	1-7	.143	0-0	.000	0-4	4	0.7	2-0	1	1	0	2	5	0.8



0 - Abdul Fofana



6-7 ♦ 207 ♦ Sophomore ♦ Forward ♦ Mechanical Engineering Technology
Bobo Dioulasso, Burkina Faso ♦ St. Exupery French Secondary ♦ Dakota College

2017-18

Suffered a foot injury during cryotherapy treatment on 1/22/18 and is expected to miss multiple games ... Snagged a rebound in brief appearance against Indiana State (1/14/18) ... Had 2 points and a steal at Evansville (1/10/18) in 11-minute assignment ... Tallied 3 rebounds and a free throw, his first Valley point, in home win over UNI (1/4/18) ... Snagged first road steal in victory at Valparaiso (12/31/17) ... Had a rebound in Valley debut against Loyola (12/22/17) ... Threw down a dunk in win over Wright State (12/19/17) in a 6-minute assignment ... Had 4 points, 4 rebounds and 2 steals in a 12-minute assignment vs. Evangel (11/24/17) with one assist ... Grabbed 4 rebounds and had a blocked shot in home opener against Southern University (11/15/17) with 2-of-3 makes at the foul line for his first points as a Bear ... Described as a "freak of an athlete" by his junior college coach Brock Lemon, Fofana earned NJCAA All-Region XIII honors in 2017 at Dakota College in Botnetau, N.D.

Career Highs

Points

4, vs. Evangel, 11/24/17

Rebounds

4, vs. Southern U., 11/15/17

4, vs. Evangel, 11/24/17

Field Goals

2, vs. Evangel, 11/24/17

Field Goal Attempts

3, vs. Evangel, 11/24/17

Three-Pointers

0

Three-Point Attempts

0

Free Throws

2, vs. Southern U., 11/15/17

Free Throw Attempts

3, vs. Southern U., 11/15/17

Assists

1, vs. Evangel, 11/24/17

Blocks

1, vs. Southern U., 11/15/17

Steals

2, vs. Evangel, 11/24/17

Minutes

12, vs. Evangel, 11/24/17

Career Misc.

Leading MSU in Scoring 0

Leading MSU in Rebound. 0

Leading MSU in Assists 0

Double-Figure Points 0

Double-Figure Rebounds 0

Double-Doubles 0

Dunks 2

20-Point Games 0

Charges Drawn 0

2017-18 Game by Game

Date	Opponent	GS	Min	FG-A	Pct	3FG-A	Pct	FT-A	Pct	OR-DR	Reb	Ave	PF-D	A	TO	BS	ST	Pts	
11/10	at Western Ky.	1	0-0	.000	0-0	.000	0-0	.000	0-0	0-0	0	0.0	0-0	0	0	0	0	0	
11/15	Southern U.	8	0-1	.000	0-0	.000	2-3	.667	1-3	4	2.0	0-0	0	0	1	0	2	2	
11/17	North Dakota St.	Did Not Play -- Coach's Decision																	
11/20	vs. Ga Southern #	0+	0-0	.000	0-0	.000	0-0	.000	0-1	1	1.7	0-0	0	1	0	0	0	0	
11/21	vs. Manhattan#	Did Not Play -- Coach's Decision																	
11/22	vs. FAU#	Did Not Play -- Coach's Decision																	
11/24	Evangel	12	2-3	.667	0-0	.000	0-0	.000	1-3	4	2.3	2-0	1	0	0	2	4	4	
11/28	Colorado State	Did Not Play -- Coach's Decision																	
12/2	vs. S. Dakota St.	Did Not Play -- Coach's Decision																	
12/4	at N. Dakota St.	1	0-0	.000	0-0	.000	0-0	.000	0-0	0	1.8	0-0	0	0	0	0	0	0	
12/8	Hampton	2	0-0	.000	0-0	.000	0-0	.000	0-0	0	1.5	0-0	0	0	0	0	0	0	
12/10	at Oral Roberts	Did Not Play -- Coach's Decision																	
12/19	Wright State	6	1-2	.500	0-0	.000	0-0	.000	1-0	1	1.4	2-0	0	1	0	0	2	2	
12/22	Loyola Chicago*	5	0-0	.000	0-0	.000	0-0	.000	0-1	1	1.4	1-0	0	0	0	0	0	0	
12/31	at Valparaiso*	4	0-0	.000	0-0	.000	0-0	.000	0-0	0	1.2	0-0	0	1	0	1	0	0	
1/4	Northern Iowa*	11	0-0	.000	0-0	.000	1-2	.500	0-3	3	1.4	2-0	0	1	0	0	1	1	
1/7	at Illinois State*	5	0-0	.000	0-0	.000	0-0	.000	0-0	0	1.3	2-0	0	0	0	0	0	0	
1/10	at Evansville*	11	1-2	.500	0-0	.000	0-0	.000	0-1	1	1.3	4-0	0	1	0	1	2	2	
1/14	Indiana State*	2	0-0	.000	0-0	.000	0-0	.000	1-0	1	1.2	0-0	0	0	0	0	0	0	
1/17	Valparaiso*	Did Not Play -- Coach's Decision																	
1/20	at Drake*	Did Not Play -- Coach's Decision																	
1/23	at Bradley*	Did Not Play -- Foot																	
1/27	Southern Illinois*																		
1/30	Illinois State*																		
2/3	at Loyola Chicago*																		
2/6	at Indiana State*																		
2/10	Evansville*																		
2/14	at Southern Ill.*																		
2/18	Drake*																		
2/21	Bradley*																		
2/24	at Northern Iowa*																		
3/2	MVC Tournament\$																		

Abdul Fofana Career Statistics

Year	G-GS	Min	FG-A	Pct	3FG-A	Pct	FT-A	Pct	OR-DR	Reb	Avg	PF-D	A	TO	BS	ST	Pts	Avg
2017-18	13-0	68	4-9	.444	0-0	.000	3-5	.600	4-12	16	1.2	13-0	1	5	1	4	11	0.8
Total	13-0	68	4-9	.444	0-0	.000	3-5	.600	4-12	16	1.2	13-0	1	5	1	4	11	0.8

Abdul Fofana Career MVC-Only Statistics

Year	G-GS	Min	FG-A	Pct	3FG-A	Pct	FT-A	Pct	OR-DR	Reb	Avg	PF-D	A	TO	BS	ST	Pts	Avg
2017-18	6-0	38	1-2	.500	0-0	.000	1-2	.500	1-5	6	1.0	9-0	0	3	0	2	3	0.5
Total	6-0	38	1-2	.500	0-0	.000	1-2	.500	1-5	6	1.0	9-0	0	3	0	2	3	0.5



1 - Mustafa Lawrence



6-0 ♦ 186 ♦ Freshman ♦ Guard ♦ Undeclared
 Newark, New Jersey ♦ Essex County Vocational ♦ Forest Trail Prep

2017-18

Earned a 4-minute assignment at Evansville (1/10/18) ... Fired up a three and snagged an office rebound in road win at Valparaiso (12/31/17) ... Knocked down a 3-pointer in home win over Colorado State (11/28/17) with a steal, an assist and a rebound in 4 minute assignment ... Played 21 minutes vs. Evangel (11/24/17) with 3 points, 4 rebounds, 2 assists and team-high 3 steals with a 3-pointer ... Saw 11 minutes off the bench in home opener win against Southern University (11/15/17) with a pair of rebounds and 2 points ... Knocked down a clutch first-half 3-pointer in road win at Western Kentucky in season opener (11/10/17).

Career Highs

Points

3, at Western Kentucky, 11/10/17
 3, vs. Evangel, 11/24/17
 3, vs. Colorado State, 11/28/17

Rebounds

4, vs. Evangel, 11/24/17

Field Goals

1, done 5x, last at Bradley, 1/23/18

Field Goal Attempts

4, vs. Southern U., 11/15/17
 4, vs. Evangel, 11/24/17

Three-Pointers

1, at Western Kentucky, 11/10/17
 1, vs. Evangel, 11/24/17
 1, vs. Colorado State, 11/28/17

Three-Point Attempts

4, vs. Evangel, 11/24/17

Free Throws

0

Free Throw Attempts

0

Assists

2, vs. Evangel, 11/24/17

Blocks

0

Steals

3, vs. Evangel, 11/24/17

Minutes

21, vs. Evangel, 11/24/17

Career Misc.

Leading MSU in Scoring	0
Leading MSU in Rebound.	0
Leading MSU in Assists	0
Double-Figure Points	0
Double-Figure Rebounds	0
Double-Doubles	0
Dunks	0
20-Point Games	0
Charges Drawn	0

2017-18 Game by Game

Date	Opponent	GS	Min	FG-A	Pct	3FG-A	Pct	FT-A	Pct	OR-DR	Reb	Ave	PF-D	A	TO	BS	ST	Pts	
11/10	at Western Ky.	5	1-1	1.000	1-1	1.000	0-0	.000	0-0	0	0.0	1-0	1	0	0	0	0	3	
11/15	Southern U.	11	1-4	.250	0-2	.000	0-0	.000	1-1	2	1.0	0-0	1	0	0	0	0	2	
11/17	North Dakota St.	Did Not Play -- Coach's Decision																	
11/20	vs. Ga Southern #	Did Not Play -- Coach's Decision																	
11/21	vs. Manhattan#	Did Not Play -- Coach's Decision																	
11/22	vs. FAU#	Did Not Play -- Coach's Decision																	
11/24	Evangel	21	1-4	.250	1-4	.250	0-0	.000	0-4	4	2.0	2-0	2	1	0	3	3	3	
11/28	Colorado State	4	1-2	.500	1-2	.500	0-0	.000	0-1	1	1.8	0-0	1	0	0	1	0	3	
12/2	vs. S. Dakota St.	Did Not Play -- Coach's Decision																	
12/4	at N. Dakota St.	0+	0-0	.000	0-0	.000	0-0	.000	0-0	0	1.4	0-0	0	0	0	0	0	0	
12/8	Hampton	2	0-1	.000	0-0	.000	0-0	.000	0-0	0	1.2	0-0	0	0	0	0	0	0	
12/10	at Oral Roberts	2	0-0	.000	0-0	.000	0-0	.000	0-0	0	1.0	1-0	0	1	0	0	0	0	
12/19	Wright State	0+	0-0	.000	0-0	.000	0-0	.000	0-0	0	0.9	0-0	0	0	0	0	0	0	
12/22	Loyola Chicago*	Did Not Play -- Coach's Decision																	
12/31	at Valparaiso*	1	0-1	.000	0-1	.000	0-0	.000	1-0	1	0.9	0	0	0	0	0	0	0	
1/4	Northern Iowa*	Did Not Play -- Coach's Decision																	
1/7	at Illinois State*	Did Not Play -- Coach's Decision																	
1/10	at Evansville*	4	0-1	.000	0-1	.000	0-0	.000	0-0	0	0.8	1-0	0	0	0	0	0	0	
1/14	Indiana State*	Did Not Play -- Coach's Decision																	
1/17	Valparaiso*	Did Not Play -- Coach's Decision																	
1/20	at Drake*	Did Not Play -- Coach's Decision																	
1/23	at Bradley*	2	1-1	1.000	0-0	.000	0-0	.000	0-0	0	0.7	2	0	0	0	0	0	2	
1/27	Southern Illinois*																		
1/30	Illinois State*																		
2/3	at Loyola Chicago*																		
2/6	at Indiana State*																		
2/10	Evansville*																		
2/14	at Southern Ill.*																		
2/18	Drake*																		
2/21	Bradley*																		
2/24	at Northern Iowa*																		
3/2	MVC Tournament\$																		

Mustafa Lawrence Career Statistics

Year	G-GS	Min	FG-A	Pct	3FG-A	Pct	FT-A	Pct	OR-DR	Reb	Avg	PF-D	A	TO	BS	ST	Pts	Avg
2017-18	11-0	52	5-15	.333	3-11	.273	0-0	.000	2-6	8	0.7	7-0	5	2	0	4	13	1.2
Total	11-0	52	5-15	.333	3-11	.273	0-0	.000	2-6	8	0.7	7-0	5	2	0	4	13	1.2

Mustafa Lawrence Career MVC-Only Statistics

Year	G-GS	Min	FG-A	Pct	3FG-A	Pct	FT-A	Pct	OR-DR	Reb	Avg	PF-D	A	TO	BS	ST	Pts	Avg
2017-18	3-0	7	1-3	.333	0-2	.000	0-0	.000	1-0	1	0.3	3-0	0	0	0	0	2	0.7
Total	3-0	7	1-3	.333	0-2	.000	0-0	.000	1-0	1	0.3	3-0	0	0	0	0	2	0.7

Missouri State Radio and TV Roster



Abdul Fofana
F, 6-7, 207, Sophomore
Bobo Dioulasso, Burkina Faso



Mustafa Lawrence
G, 6-0, 186, Freshman
Newark, New Jersey



Reggie Scurry
F, 6-5, 213, Junior
Atlanta, Georgia



James Byrd
G, 6-1, 185, Junior
Kansas City, Missouri



Obediah Church
F, 6-7, 225, Junior
Springfield, Illinois



Jarred Dixon
G, 6-4, 171, Junior
Kansas City, Missouri



Greg Williams
G, 6-6, 180, Redshirt Freshman
Houston, Texas



Ronnie Rousseau III
G, 5-10, 163, Senior
Cincinnati, Ohio



Jarrid Rhodes
F, 6-6, 185, Senior
Palmetto, Florida



Ryan Kreklow
G, 6-4, 186, Junior
Columbia, Missouri



Ross Owens
G, 6-4, 191, Sophomore
Woodlawn, Illinois



J.T. Miller
G, 6-2, 190, Senior
Clinton, North Carolina



Alize Johnson
F, 6-9, 212, Senior
Williamsport, Pennsylvania



Darian Scott
C, 6-11, 200, Freshman
Las Vegas, Nevada



Tanveer Bhullar
C, 7-2, 278, Senior
Etokicoke, Canada



Paul Lusk
Head Coach
New Baden, Illinois



Corey Gipson
Associate Head Coach
Sikeston, Missouri



Matt Sligh
Assistant Coach
Lakeland, Florida



Keith Pickens
Assistant Coach
St. Louis, Missouri



Cody Seidel
Dir. of Basketball Operations
Jefferson City, Missouri